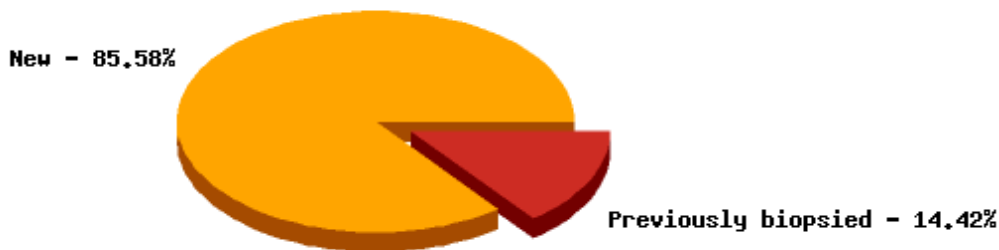


SCARD Pool report for 01-01-2008 to 31-12-2008

Participants	Doctors	193	
	Patients	23,045	
Specimens	New lesions	39,451	85.58%
	Previously biopsied lesions	6,645	14.42%
	Total lesions	46,096	100.00%

Breakdown of new versus previously biopsied specimens


Percentage of new lesions tested which were malignant	57.23%
Percentage of Definitively excised lesions that were malignant	72.63%
Lesions tested to find one melanoma (NNT)	8.49
Percentage of lesions tested for NMSC which were NMSC	69.35%
Ratio of New BCCs : New Melanomas	14:1

Accuracy
Diagnostic sensitivity

Melanomas	68.72% of 892
All NMSC	93.60% of 21,012
BCCs	88.72% of 12,140
SCCs	78.56% of 8,810

Positive predictive value

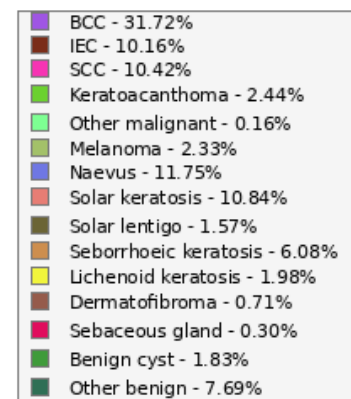
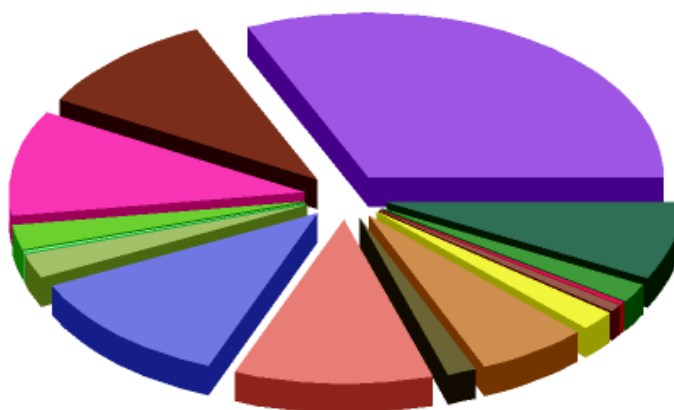
Melanomas	37.13% of 1,651
All NMSC	78.55% of 25,039
BCCs	43.02% of 25,039
SCCs	62.23% of 11,121

Adequacy
Percentage of definitively managed malignant cases where surgical margins were adequate

BCC	92.16% of 8,237
IEC/Bowens disease	88.84% of 1,532
SCC	93.65% of 3,118
Keratoacanthoma	96.24% of 692
Melanoma - in situ	84.72% of 530
Melanoma - invasive	80.72% of 249
Melanoma - invasive > 1mm	83.33% of 18
Other malignant	79.41% of 34

Lesion Breakdown
Histological Diagnosis

BCC (unspecified type)	11,647	29.47%
BCC - Superficial	121	0.31%
BCC - Nodular/Solid	255	0.65%
BCC - Aggressive	117	0.30%
IEC/Bowens disease	3,889	9.84%
SCC	3,987	10.09%
Keratoacanthoma	934	2.36%
Pinkus Fibroepithelioma	0	0%
Merkel cell tumour	1	0.00%
Other malignant	60	0.15%
NMSC Metastasis	1	0.00%
Melanoma - in situ	562	1.42%
Melanoma - invasive	280	0.71%
Melanoma - invasive > 1mm	41	0.10%
Melanoma - metastasis	9	0.02%
MELTUMP	0	0%
Naevus - other	2,145	5.43%
Naevus - dysplastic/Clark	2,135	5.40%
Naevus - blue	171	0.43%
Naevus - Spitz/Reed	47	0.12%
Naevus - Compound	0	0%
Solar keratosis	4,149	10.50%
Solar lentigo	600	1.52%
Seborrhoeic keratosis	2,328	5.89%
Lentigo Simplex	0	0%
Lichenoid keratosis (LPLK)	759	1.92%
Dermatofibroma	271	0.69%
Sebaceous gland hyperplasia	116	0.29%
Benign cyst	702	1.78%
Other benign	2,944	7.45%
Histology Pending	69	0.17%



Procedures
Definitive Surgical Management used to exclude melanoma

Ellipse	2,019	72.44%
Flap	42	1.51%
Graft - SSG	4	0.14%
Graft - FTSG	0	0%
No Closure	18	0.65%
Shave/Saucerisation	513	18.41%
Curettage & Cautery	117	4.20%
Liquid N2 freeze/thaw	2	0.07%
PDT	0	0%
Imiquimod	0	0%
5 FU cream	0	0%
GP referral	0	0%
Specialist referral	13	0.47%
Other	59	2.12%

Biopsy used to exclude melanoma

Punch - sample	737	13.72%
Shave - sample	694	12.92%
Incisional	97	1.81%
Punch - removal	740	13.78%
Shave - removal	863	16.07%
Excisional	2,209	41.14%
Curettage	17	0.32%
Other	12	0.22%

Breakdown of definitive management procedures for malignant conditions

Ellipse	12,488	65.14%
Flap	1,630	8.50%
Graft - SSG	81	0.42%
Graft - FTSG	308	1.61%
No Closure	78	0.41%
Shave/Saucerisation	281	1.47%
Curettage & Cautery	2,871	14.98%
Liquid N2 freeze/thaw	200	1.04%
PDT	103	0.54%
Imiquimod	269	1.40%
5 FU cream	193	1.01%
GP referral	1	0.01%
Specialist referral	496	2.59%
Other	172	0.90%

Breakdown of definitive management procedures for benign conditions

Ellipse	2,932	62.20%
Flap	40	0.85%
Graft - SSG	5	0.11%
Graft - FTSG	8	0.17%
No Closure	26	0.55%
Shave/Saucerisation	811	17.20%
Liquid N2 freeze/thaw	223	4.73%
5 FU cream	62	1.32%
GP referral	0	0%
Specialist referral	21	0.45%
Other	102	2.16%

Procedures (continued)
Percentage of procedures/closures that were complex

Complex Closures	9.04% of 23,969
Complex Closures (inc Curettage & Cautery)	7.93% of 27,321

Locations
Breakdown of melanomas by location and percentage melanomas of total lesions at that location

Nose	20	0.85% of 2,366
Lip	2	0.30% of 659
Ear	14	1.03% of 1,360
Eyelid	1	0.25% of 396
Other face	64	1.75% of 3,651
Scalp	21	1.89% of 1,111
Neck	32	1.50% of 2,132
Shoulder	70	3.35% of 2,091
Chest	45	1.82% of 2,475
Abdomen	17	2.87% of 593
Genitalia	0	0% of 64
Back	259	4.28% of 6,048
Buttock	2	1.77% of 113
Arm	75	3.55% of 2,111
Forearm	60	1.96% of 3,064
Hand Dorsal	0	0% of 1,493
Hand Palmar	0	0% of 15
Finger Dorsal	0	0% of 310
Finger Nail	0	0% of 0
Finger Palmar	0	0% of 1
Thigh	56	4.13% of 1,356
Leg	99	2.21% of 4,473
Foot Dorsal	1	0.32% of 317
Foot Plantar	3	5.77% of 52
Toe Dorsal	0	0% of 53
Toe Nail	0	0% of 0
Toe Plantar	0	0% of 5
Palm Or Sole	0	0% of 0

