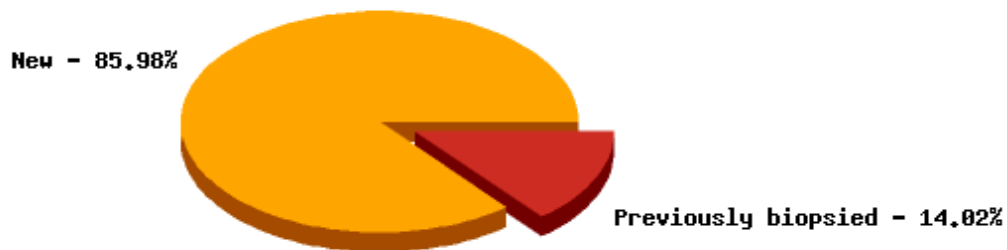


SCARD Pool report for 01-01-2009 to 31-12-2009

Participants	Doctors	222	
	Patients	30,042	
Specimens	New lesions	54,194	85.98%
	Previously biopsied lesions	8,835	14.02%
	Total lesions	63,029	100.00%

Breakdown of new versus previously biopsied specimens


Percentage of new lesions tested which were malignant	58.42%
Percentage of Definitively excised lesions that were malignant	73.18%
Lesions tested to find one melanoma (NNT)	8.39
Percentage of lesions tested for NMSC which were NMSC	69.16%
Ratio of New BCCs : New Melanomas	15:1

Accuracy
Diagnostic sensitivity

Melanomas	65.15% of 1,096
All NMSC	94.41% of 30,119
BCCs	88.89% of 16,751
SCCs	79.64% of 13,286

Positive predictive value

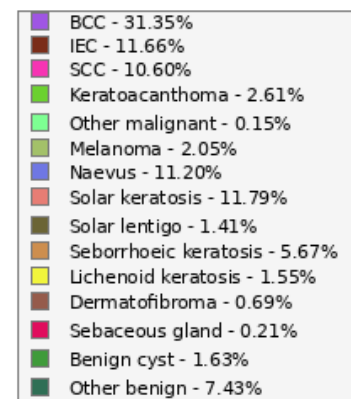
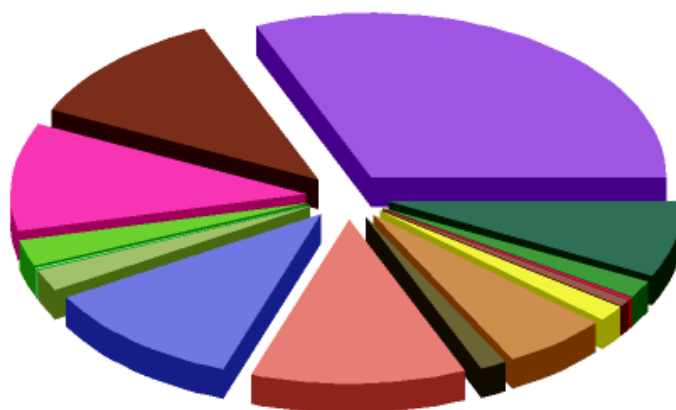
Melanomas	35.38% of 2,018
All NMSC	77.67% of 36,612
BCCs	40.67% of 36,612
SCCs	61.12% of 17,313

Adequacy
Percentage of definitively managed malignant cases where surgical margins were adequate

BCC	91.70% of 11,314
IEC/Bowens disease	90.65% of 2,823
SCC	93.25% of 4,239
Keratoacanthoma	95.73% of 961
Melanoma - in situ	82.54% of 693
Melanoma - invasive	80.50% of 318
Melanoma - invasive > 1mm	65.63% of 32
Other malignant	78.26% of 46

Lesion Breakdown
Histological Diagnosis

BCC (unspecified type)	7,019	12.91%
BCC - Superficial	3,564	6.56%
BCC - Nodular/Solid	4,488	8.26%
BCC - Aggressive	1,680	3.09%
IEC/Bowens disease	6,231	11.47%
SCC	5,662	10.42%
Keratoacanthoma	1,393	2.56%
Pinkus Fibroepithelioma	0	0%
Merkel cell tumour	4	0.01%
Other malignant	74	0.14%
NMSC Metastasis	3	0.01%
Melanoma - in situ	709	1.30%
Melanoma - invasive	328	0.60%
Melanoma - invasive > 1mm	45	0.08%
Melanoma - metastasis	14	0.03%
MELTUMP	1	0.00%
Naevus - other	2,914	5.36%
Naevus - dysplastic/Clark	2,776	5.11%
Naevus - blue	206	0.38%
Naevus - Spitz/Reed	89	0.16%
Naevus - Compound	0	0%
Solar keratosis	6,298	11.59%
Solar lentigo	756	1.39%
Seborrhoeic keratosis	3,031	5.58%
Lentigo Simplex	0	0%
Lichenoid keratosis (LPLK)	827	1.52%
Dermatofibroma	369	0.68%
Sebaceous gland hyperplasia	111	0.20%
Benign cyst	870	1.60%
Other benign	3,970	7.30%
Histology Pending	154	0.28%



Procedures
Definitive Surgical Management used to exclude melanoma

Ellipse	2,553	79.93%
Flap	26	0.81%
Graft - SSG	3	0.09%
Graft - FTSG	8	0.25%
No Closure	17	0.53%
Shave/Saucerisation	411	12.87%
Curettage & Cautery	84	2.63%
Liquid N2 freeze/thaw	3	0.09%
PDT	1	0.03%
Imiquimod	0	0%
5 FU cream	2	0.06%
GP referral	0	0%
Specialist referral	11	0.34%
Other	75	2.35%

Biopsy used to exclude melanoma

Punch - sample	657	9.96%
Shave - sample	1,189	18.03%
Incisional	87	1.32%
Punch - removal	1,030	15.62%
Shave - removal	1,073	16.27%
Excisional	2,512	38.10%
Curettage	37	0.56%
Other	9	0.14%

Breakdown of definitive management procedures for malignant conditions

Ellipse	18,792	65.49%
Flap	2,496	8.70%
Graft - SSG	114	0.40%
Graft - FTSG	439	1.53%
No Closure	75	0.26%
Shave/Saucerisation	371	1.29%
Curettage & Cautery	4,518	15.74%
Liquid N2 freeze/thaw	391	1.36%
PDT	95	0.33%
Imiquimod	335	1.17%
5 FU cream	207	0.72%
GP referral	9	0.03%
Specialist referral	697	2.43%
Other	155	0.54%

Breakdown of definitive management procedures for benign conditions

Ellipse	4,051	68.75%
Flap	55	0.93%
Graft - SSG	2	0.03%
Graft - FTSG	7	0.12%
No Closure	36	0.61%
Shave/Saucerisation	715	12.14%
Liquid N2 freeze/thaw	223	3.78%
5 FU cream	66	1.12%
GP referral	1	0.02%
Specialist referral	28	0.48%
Other	167	2.83%

Procedures (continued)
Percentage of procedures/closures that were complex

Complex Closures	0.93% of 6,890
Complex Closures (inc Curettage & Cautery)	0.86% of 7,402

Locations
Breakdown of melanomas by location and percentage melanomas of total lesions at that location

Nose	11	0.34% of 3,217
Lip	1	0.12% of 849
Ear	22	1.12% of 1,957
Eyelid	2	0.34% of 582
Other face	118	1.28% of 9,204
Scalp	25	1.73% of 1,443
Neck	46	1.68% of 2,741
Shoulder	90	3.47% of 2,593
Chest	75	2.33% of 3,224
Abdomen	22	2.86% of 768
Genitalia	0	0% of 100
Back	320	3.94% of 8,132
Buttock	1	0.64% of 157
Arm	104	3.32% of 3,134
Forearm	62	1.33% of 4,645
Hand Dorsal	2	0.09% of 2,250
Hand Palmar	0	0% of 25
Finger Dorsal	2	0.54% of 368
Finger Nail	0	0% of 0
Finger Palmar	0	0% of 10
Thigh	65	4.05% of 1,603
Leg	117	1.81% of 6,481
Foot Dorsal	5	1.05% of 474
Foot Plantar	5	6.41% of 78
Toe Dorsal	1	1.22% of 82
Toe Nail	0	0% of 0
Toe Plantar	0	0% of 9
Palm Or Sole	0	0% of 2

