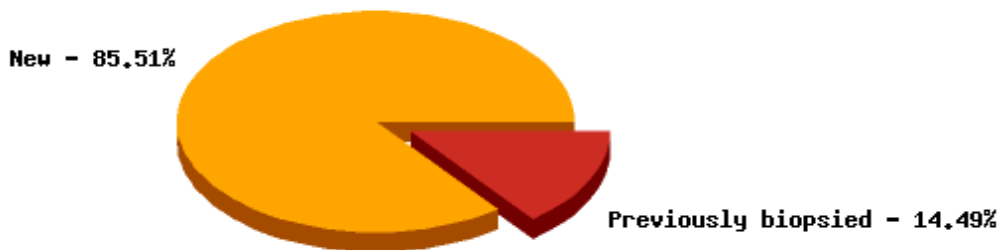


**SCARD Pool report for 01-01-2010 to 31-12-2010**

<b>Participants</b>	Doctors	204	
	Patients	28,200	
<b>Specimens</b>	New lesions	50,600	85.51%
	Previously biopsied lesions	8,573	14.49%
	Total lesions	59,173	100.00%

**Breakdown of new versus previously biopsied specimens**


Percentage of new lesions tested which were malignant	62.12%
Percentage of Definitively excised lesions that were malignant	77.51%
Lesions tested to find one melanoma (NNT)	6.49
Percentage of lesions tested for NMSC which were NMSC	73.59%
Ratio of New BCCs : New Melanomas	13:1

**Accuracy**
**Diagnostic sensitivity**

Melanomas	69.73% of 1,328
All NMSC	94.62% of 29,717
BCCs	89.40% of 17,181
SCCs	79.22% of 12,459

**Positive predictive value**

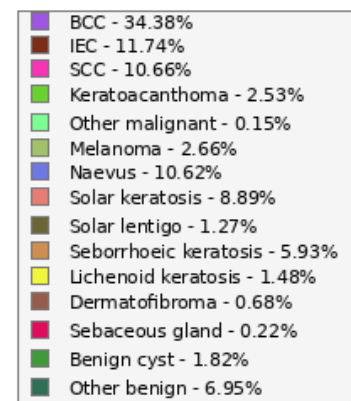
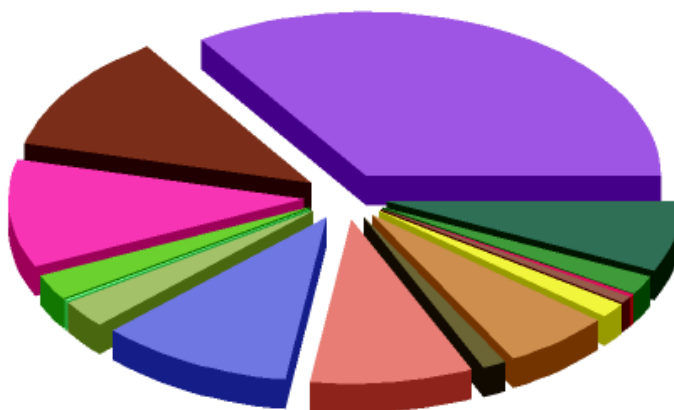
Melanomas	42.93% of 2,157
All NMSC	81.62% of 34,449
BCCs	44.58% of 34,449
SCCs	65.79% of 15,002

**Adequacy**
**Percentage of definitively managed malignant cases where surgical margins were adequate**

BCC	89.49% of 10,861
IEC/Bowens disease	86.61% of 1,927
SCC	91.39% of 3,530
Keratoacanthoma	95.04% of 826
Melanoma - in situ	81.81% of 786
Melanoma - invasive	81.53% of 352
Melanoma - invasive > 1mm	48.00% of 50
Other malignant	63.46% of 52

**Lesion Breakdown**  
**Histological Diagnosis**

BCC (unspecified type)	1,868	3.68%
BCC - Superficial	5,371	10.59%
BCC - Nodular/Solid	7,168	14.13%
BCC - Aggressive	2,774	5.47%
IEC/Bowens disease	5,867	11.57%
SCC	5,328	10.50%
Keratoacanthoma	1,264	2.49%
Pinkus Fibroepithelioma	1	0.00%
Merkel cell tumour	2	0.00%
Other malignant	69	0.14%
NMSC Metastasis	3	0.01%
Melanoma - in situ	862	1.70%
Melanoma - invasive	381	0.75%
Melanoma - invasive > 1mm	72	0.14%
Melanoma - metastasis	13	0.03%
MELTUMP	2	0.00%
Naevus - other	2,678	5.28%
Naevus - dysplastic/Clark	2,413	4.76%
Naevus - blue	164	0.32%
Naevus - Spitz/Reed	51	0.10%
Naevus - Compound	0	0%
Solar keratosis	4,443	8.76%
Solar lentigo	637	1.26%
Seborrhoeic keratosis	2,962	5.84%
Lentigo Simplex	0	0%
Lichenoid keratosis (LPLK)	742	1.46%
Dermatofibroma	342	0.67%
Sebaceous gland hyperplasia	110	0.22%
Benign cyst	908	1.79%
Other benign	3,473	6.85%
Histology Pending	121	0.24%



**Procedures**
**Definitive Surgical Management used to exclude melanoma**

Ellipse	1,970	77.32%
Flap	25	0.98%
Graft - SSG	4	0.16%
Graft - FTSG	1	0.04%
No Closure	2	0.08%
Shave/Saucerisation	436	17.11%
Curettage & Cautery	67	2.63%
Liquid N2 freeze/thaw	4	0.16%
PDT	0	0%
Imiquimod	1	0.04%
5 FU cream	0	0%
GP referral	7	0.27%
Specialist referral	23	0.90%
Other	7	0.27%

**Biopsy used to exclude melanoma**

Punch - sample	388	6.09%
Shave - sample	1,113	17.46%
Incisional	61	0.96%
Punch - removal	780	12.24%
Shave - removal	1,451	22.77%
Excisional	2,536	39.79%
Curettage	34	0.53%
Other	10	0.16%

**Breakdown of definitive management procedures for malignant conditions**

Ellipse	15,438	60.61%
Flap	2,320	9.11%
Graft - SSG	184	0.72%
Graft - FTSG	397	1.56%
No Closure	66	0.26%
Shave/Saucerisation	245	0.96%
Curettage & Cautery	4,650	18.26%
Liquid N2 freeze/thaw	404	1.59%
PDT	59	0.23%
Imiquimod	399	1.57%
5 FU cream	309	1.21%
GP referral	62	0.24%
Specialist referral	803	3.15%
Other	109	0.43%

**Breakdown of definitive management procedures for benign conditions**

Ellipse	3,259	67.49%
Flap	48	0.99%
Graft - SSG	4	0.08%
Graft - FTSG	4	0.08%
No Closure	12	0.25%
Shave/Saucerisation	733	15.18%
Liquid N2 freeze/thaw	176	3.64%
5 FU cream	53	1.10%
GP referral	6	0.12%
Specialist referral	32	0.66%
Other	87	1.80%

**Procedures (continued)**
**Percentage of procedures/closures that were complex**

Complex Closures	9.83% of 31,286
Complex Closures (inc Curettage & Cautery)	8.46% of 36,334

**Locations**
**Breakdown of melanomas by location and percentage melanomas of total lesions at that location**

Nose	13	0.39% of 3,346
Lip	2	0.23% of 866
Ear	24	1.24% of 1,938
Eyelid	3	0.53% of 571
Other face	160	1.85% of 8,631
Scalp	42	2.73% of 1,540
Neck	63	2.37% of 2,653
Shoulder	116	4.25% of 2,728
Chest	68	2.24% of 3,042
Abdomen	30	4.24% of 708
Genitalia	0	0% of 77
Back	395	5.24% of 7,533
Buttock	7	5.30% of 132
Arm	110	3.71% of 2,966
Forearm	66	1.76% of 3,742
Hand Dorsal	5	0.29% of 1,742
Hand Palmar	0	0% of 15
Finger Dorsal	0	0% of 317
Finger Nail	1	100.00% of 1
Finger Palmar	0	0% of 12
Thigh	71	4.85% of 1,465
Leg	139	2.32% of 5,981
Foot Dorsal	8	1.79% of 446
Foot Plantar	3	5.17% of 58
Toe Dorsal	1	1.43% of 70
Toe Nail	0	0% of 0
Toe Plantar	1	9.09% of 11
Palm Or Sole	0	0% of 2

