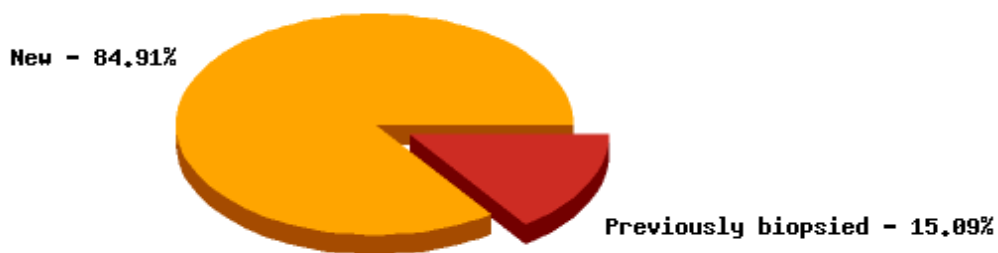


SCARD Pool report for 01-01-2011 to 31-12-2011

Participants	Doctors	387	
	Patients	38,570	
Specimens	New lesions	68,645	84.91%
	Previously biopsied lesions	12,200	15.09%
	Total lesions	80,845	100.00%

Breakdown of new versus previously biopsied specimens


Percentage of new lesions tested which were malignant	60.15%
Percentage of Definitively excised lesions that were malignant	73.12%
Lesions tested to find one melanoma (NNT)	6.82
Percentage of lesions tested for NMSC which were NMSC	73.15%
Ratio of New BCCs : New Melanomas	12:1

Accuracy
Diagnostic sensitivity

Melanomas	65.56% of 1,684
All NMSC	94.49% of 38,916
BCCs	87.62% of 20,070
SCCs	80.59% of 18,705

Positive predictive value

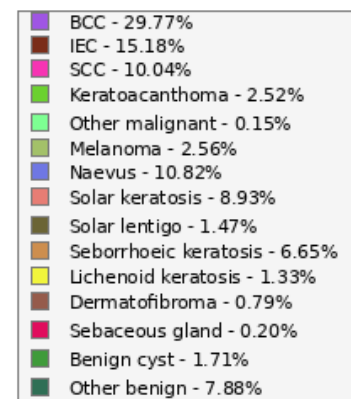
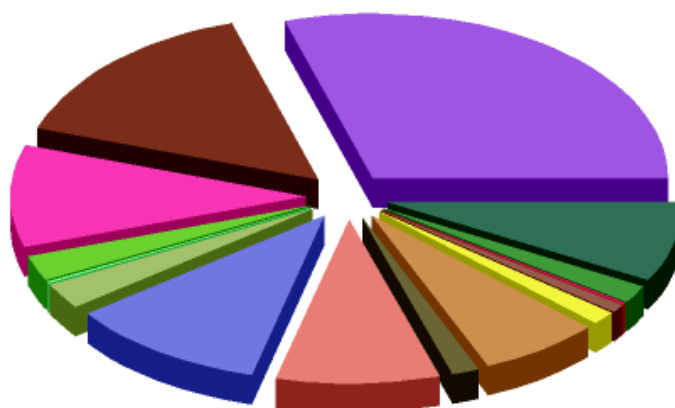
Melanomas	41.69% of 2,648
All NMSC	80.04% of 45,937
BCCs	38.28% of 45,937
SCCs	65.13% of 23,147

Adequacy
Percentage of definitively managed malignant cases where surgical margins were adequate

BCC	87.55% of 14,084
IEC/Bowens disease	84.98% of 3,721
SCC	87.43% of 5,220
Keratoacanthoma	93.55% of 1,349
Melanoma - in situ	82.21% of 1,034
Melanoma - invasive	85.86% of 396
Melanoma - invasive > 1mm	47.37% of 38
Other malignant	72.73% of 66

Lesion Breakdown
Histological Diagnosis

BCC (unspecified type)	4,696	6.83%
BCC - Superficial	5,062	7.36%
BCC - Nodular/Solid	7,130	10.37%
BCC - Aggressive	3,182	4.63%
IEC/Bowens disease	10,235	14.89%
SCC	6,771	9.85%
Keratoacanthoma	1,699	2.47%
Pinkus Fibroepithelioma	1	0.00%
Merkel cell tumour	7	0.01%
Other malignant	84	0.12%
NMSC Metastasis	5	0.01%
Melanoma - in situ	1,063	1.55%
Melanoma - invasive	494	0.72%
Melanoma - invasive > 1mm	89	0.13%
Melanoma - metastasis	38	0.06%
MELTUMP	44	0.06%
Naevus - other	3,583	5.21%
Naevus - dysplastic/Clark	3,425	4.98%
Naevus - blue	211	0.31%
Naevus - Spitz/Reed	79	0.11%
Naevus - Compound	0	0%
Solar keratosis	6,024	8.76%
Solar lentigo	990	1.44%
Seborrhoeic keratosis	4,482	6.52%
Lentigo Simplex	0	0%
Lichenoid keratosis (LPLK)	897	1.30%
Dermatofibroma	536	0.78%
Sebaceous gland hyperplasia	136	0.20%
Benign cyst	1,150	1.67%
Other benign	5,314	7.73%
Histology Pending	92	0.13%



Procedures
Definitive Surgical Management used to exclude melanoma

Ellipse	4,153	90.78%
Flap	89	1.95%
Graft - SSG	10	0.22%
Graft - FTSG	15	0.33%
No Closure	1	0.02%
Shave/Saucerisation	151	3.30%
Curettage & Cautery	98	2.14%
Liquid N2 freeze/thaw	2	0.04%
PDT	0	0%
Imiquimod	0	0%
5 FU cream	0	0%
GP referral	4	0.09%
Specialist referral	22	0.48%
Other	30	0.66%

Biopsy used to exclude melanoma

Punch - sample	913	11.22%
Shave - sample	1,826	22.44%
Incisional	67	0.82%
Punch - removal	1,068	13.12%
Shave - removal	1,832	22.51%
Excisional	2,319	28.49%
Curettage	105	1.29%
Other	7	0.09%

Breakdown of definitive management procedures for malignant conditions

Ellipse	22,676	67.15%
Flap	3,147	9.32%
Graft - SSG	237	0.70%
Graft - FTSG	627	1.86%
No Closure	102	0.30%
Shave/Saucerisation	368	1.09%
Curettage & Cautery	4,211	12.47%
Liquid N2 freeze/thaw	493	1.46%
PDT	128	0.38%
Imiquimod	327	0.97%
5 FU cream	343	1.02%
GP referral	53	0.16%
Specialist referral	803	2.38%
Other	129	0.38%

Breakdown of definitive management procedures for benign conditions

Ellipse	6,188	80.17%
Flap	79	1.02%
Graft - SSG	10	0.13%
Graft - FTSG	7	0.09%
No Closure	5	0.06%
Shave/Saucerisation	629	8.15%
Liquid N2 freeze/thaw	165	2.14%
5 FU cream	53	0.69%
GP referral	4	0.05%
Specialist referral	31	0.40%
Other	115	1.49%

Procedures (continued)

Percentage of procedures/closures that were complex

Complex Closures	10.62% of 40,554
Complex Closures (inc Curettage & Cautery)	9.53% of 45,186

Locations

Breakdown of melanomas by location and percentage melanomas of total lesions at that location

Nose	15	0.35% of 4,345
Lip	1	0.09% of 1,145
Ear	39	1.40% of 2,781
Eyelid	4	0.57% of 697
Other face	185	1.54% of 12,048
Scalp	38	1.88% of 2,025
Neck	60	1.75% of 3,436
Shoulder	126	3.96% of 3,183
Chest	81	2.02% of 4,013
Abdomen	41	4.15% of 988
Genitalia	0	0% of 93
Back	534	5.35% of 9,976
Buttock	8	4.49% of 178
Arm	150	3.72% of 4,027
Forearm	120	2.23% of 5,375
Hand Dorsal	2	0.07% of 2,771
Hand Palmar	1	5.88% of 17
Finger Dorsal	0	0% of 470
Finger Nail	1	100.00% of 1
Finger Palmar	0	0% of 8
Thigh	80	4.22% of 1,897
Leg	183	2.16% of 8,465
Foot Dorsal	8	1.56% of 512
Foot Plantar	0	0% of 49
Toe Dorsal	3	3.53% of 85
Toe Nail	1	100.00% of 1
Toe Plantar	2	18.18% of 11
Palm Or Sole	0	0% of 15

