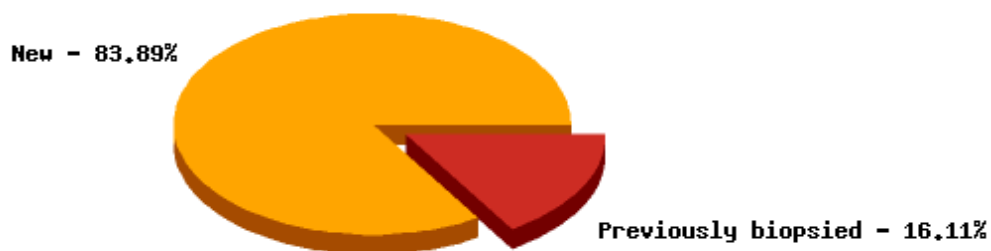


**SCARD Pool report for 01-01-2012 to 31-12-2012**

<b>Participants</b>	Doctors	442	
	Patients	45,539	
<b>Specimens</b>	New lesions	78,241	83.89%
	Previously biopsied lesions	15,024	16.11%
	Total lesions	93,265	100.00%

**Breakdown of new versus previously biopsied specimens**


Percentage of new lesions tested which were malignant	61.20%
Percentage of Definitively excised lesions that were malignant	74.22%
Lesions tested to find one melanoma (NNT)	6.34
Percentage of lesions tested for NMSC which were NMSC	73.44%
Ratio of New BCCs : New Melanomas	13:1

**Accuracy**
**Diagnostic sensitivity**

Melanomas	63.61% of 1,844
All NMSC	94.02% of 44,883
BCCs	87.55% of 23,114
SCCs	79.83% of 21,560

**Positive predictive value**

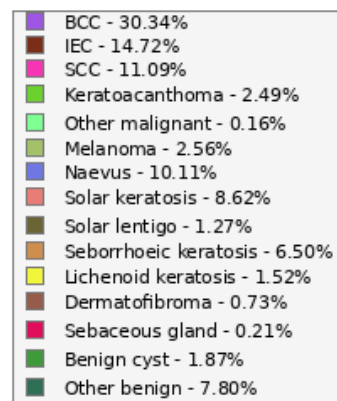
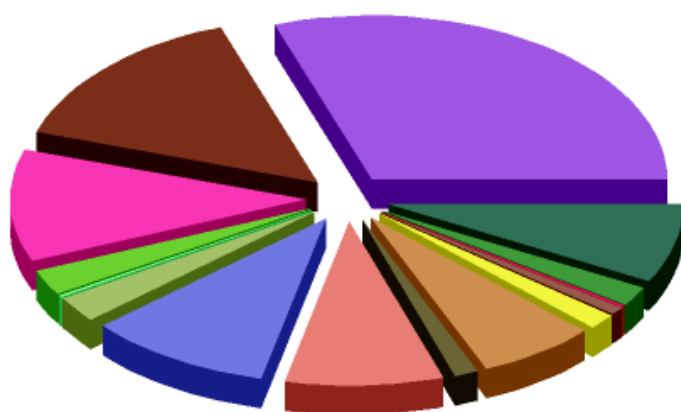
Melanomas	41.83% of 2,804
All NMSC	80.94% of 52,140
BCCs	38.81% of 52,140
SCCs	65.77% of 26,171

**Adequacy**
**Percentage of definitively managed malignant cases where surgical margins were adequate**

BCC	87.07% of 16,983
IEC/Bowens disease	84.75% of 4,198
SCC	90.38% of 6,676
Keratoacanthoma	95.91% of 1,539
Melanoma - in situ	80.18% of 1,120
Melanoma - invasive	82.79% of 494
Melanoma - invasive > 1mm	51.92% of 52
Other malignant	62.07% of 58

**Lesion Breakdown**  
**Histological Diagnosis**

BCC (unspecified type)	5,570	7.11%
BCC - Superficial	5,947	7.60%
BCC - Nodular/Solid	8,257	10.55%
BCC - Aggressive	3,340	4.27%
IEC/Bowens disease	11,216	14.33%
SCC	8,448	10.79%
Keratoacanthoma	1,896	2.42%
Pinkus Fibroepithelioma	17	0.02%
Merkel cell tumour	6	0.01%
Other malignant	77	0.10%
NMSC Metastasis	4	0.01%
Melanoma - in situ	1,181	1.51%
Melanoma - invasive	558	0.71%
Melanoma - invasive > 1mm	86	0.11%
Melanoma - metastasis	19	0.02%
MELTUMP	105	0.13%
Naevus - other	4,160	5.31%
Naevus - dysplastic/Clark	3,221	4.11%
Naevus - blue	197	0.25%
Naevus - Spitz/Reed	123	0.16%
Naevus - Compound	0	0%
Solar keratosis	6,570	8.39%
Solar lentigo	963	1.23%
Seborrhoeic keratosis	4,948	6.32%
Lentigo Simplex	2	0.00%
Lichenoid keratosis (LPLK)	1,158	1.48%
Dermatofibroma	558	0.71%
Sebaceous gland hyperplasia	158	0.20%
Benign cyst	1,428	1.82%
Other benign	5,945	7.59%
Histology Pending	50	0.06%



**Procedures**
**Definitive Surgical Management used to exclude melanoma**

Ellipse	4,098	90.32%
Flap	185	4.08%
Graft - SSG	12	0.26%
Graft - FTSG	19	0.42%
No Closure	10	0.22%
Shave/Saucerisation	89	1.96%
Curettage & Cautery	48	1.06%
Liquid N2 freeze/thaw	0	0%
PDT	0	0%
Imiquimod	0	0%
5 FU cream	1	0.02%
GP referral	7	0.15%
Specialist referral	21	0.46%
Other	44	0.97%

**Biopsy used to exclude melanoma**

Punch - sample	871	10.09%
Shave - sample	1,321	15.31%
Incisional	99	1.15%
Punch - removal	1,619	18.76%
Shave - removal	2,220	25.72%
Excisional	2,388	27.67%
Curettage	95	1.10%
Other	16	0.19%

**Breakdown of definitive management procedures for malignant conditions**

Ellipse	27,361	68.24%
Flap	3,711	9.26%
Graft - SSG	415	1.04%
Graft - FTSG	660	1.65%
No Closure	122	0.30%
Shave/Saucerisation	326	0.81%
Curettage & Cautery	4,771	11.90%
Liquid N2 freeze/thaw	537	1.34%
PDT	91	0.23%
Imiquimod	440	1.10%
5 FU cream	439	1.09%
GP referral	52	0.13%
Specialist referral	789	1.97%
Other	220	0.55%

**Breakdown of definitive management procedures for benign conditions**

Ellipse	6,739	77.61%
Flap	303	3.49%
Graft - SSG	9	0.10%
Graft - FTSG	22	0.25%
No Closure	9	0.10%
Shave/Saucerisation	652	7.51%
Liquid N2 freeze/thaw	228	2.63%
5 FU cream	94	1.08%
GP referral	10	0.12%
Specialist referral	32	0.37%
Other	122	1.41%

**Procedures (continued)**

**Percentage of procedures/closures that were complex**

Complex Closures	11.24% of 44,957
Complex Closures (inc Curettage & Cautery)	10.13% of 49,870

**Locations**

**Breakdown of melanomas by location and percentage melanomas of total lesions at that location**

Nose	24	0.50% of 4,832
Lip	5	0.41% of 1,219
Ear	32	1.03% of 3,114
Eyelid	3	0.42% of 718
Other face	196	1.45% of 13,559
Scalp	48	2.01% of 2,389
Neck	63	1.65% of 3,811
Shoulder	140	3.68% of 3,806
Chest	104	2.18% of 4,774
Abdomen	54	4.91% of 1,100
Genitalia	0	0% of 113
Back	578	5.10% of 11,341
Buttock	12	6.12% of 196
Arm	192	4.32% of 4,440
Forearm	113	1.91% of 5,924
Hand Dorsal	9	0.27% of 3,290
Hand Palmar	1	7.69% of 13
Finger Dorsal	0	0% of 592
Finger Nail	2	28.57% of 7
Finger Palmar	0	0% of 17
Thigh	64	2.80% of 2,285
Leg	189	1.94% of 9,729
Foot Dorsal	8	1.08% of 741
Foot Plantar	3	4.84% of 62
Toe Dorsal	0	0% of 88
Toe Nail	0	0% of 8
Toe Plantar	0	0% of 15
Palm Or Sole	0	0% of 3

