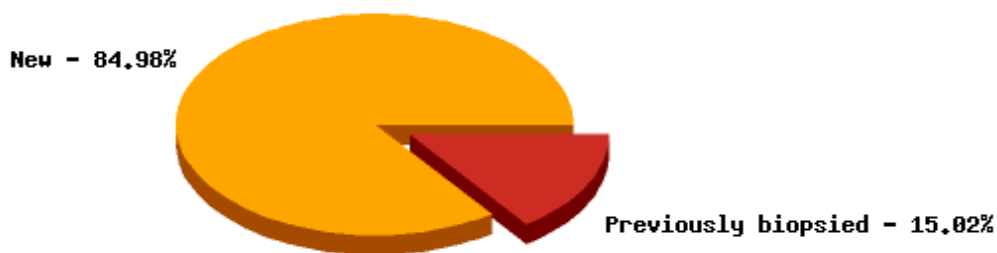


SCARD Pool report for 01-01-2014 to 31-12-2014

Participants	Doctors	259	
	Patients	44,848	
Specimens	New lesions	86,898	84.98%
	Previously biopsied lesions	15,358	15.02%
	Total lesions	102,256	100.00%

Breakdown of new versus previously biopsied specimens


Percentage of new lesions tested which were malignant	61.49%
Percentage of Definitively excised lesions that were malignant	78.60%
Lesions tested to find one melanoma (NNT)	5.14
Percentage of lesions tested for NMSC which were NMSC	73.07%
Ratio of New BCCs : New Melanomas	11:1

Accuracy
Diagnostic sensitivity

Melanomas	70.95% of 2,406
All NMSC	95.04% of 50,273
BCCs	89.95% of 26,032
SCCs	82.39% of 23,983

Positive predictive value

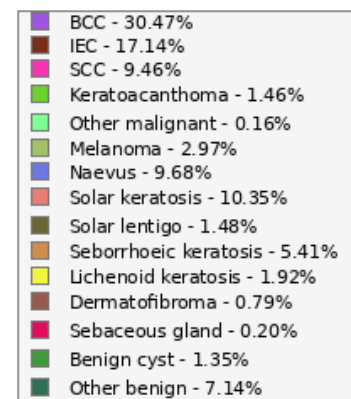
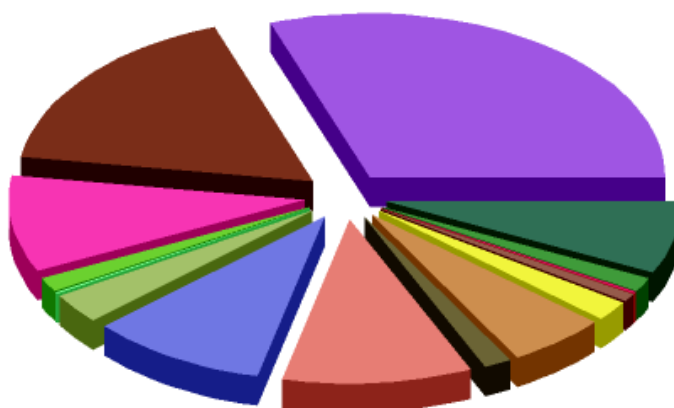
Melanomas	44.01% of 3,879
All NMSC	79.37% of 60,198
BCCs	38.90% of 60,198
SCCs	64.61% of 30,584

Adequacy
Percentage of definitively managed malignant cases where surgical margins were adequate

BCC	85.72% of 17,753
IEC/Bowens disease	88.18% of 8,520
SCC	89.92% of 5,902
Keratoacanthoma	93.89% of 868
Melanoma - in situ	75.87% of 1,604
Melanoma - invasive	74.95% of 487
Melanoma - invasive > 1mm	49.25% of 67
Other malignant	77.61% of 67

Lesion Breakdown
Histological Diagnosis

BCC (unspecified type)	0	0%
BCC - Superficial	8,851	10.18%
BCC - Nodular/Solid	12,516	14.39%
BCC - Aggressive	4,665	5.37%
IEC/Bowens disease	14,647	16.85%
SCC	8,085	9.30%
Keratoacanthoma	1,251	1.44%
Pinkus Fibroepithelioma	12	0.01%
Merkel cell tumour	5	0.01%
Other malignant	100	0.12%
NMSC Metastasis	6	0.01%
Melanoma - in situ	1,681	1.93%
Melanoma - invasive	563	0.65%
Melanoma - invasive > 1mm	133	0.15%
Melanoma - metastasis	29	0.03%
MELTUMP	135	0.16%
Naevus - other	4,617	5.31%
Naevus - dysplastic/Clark	3,235	3.72%
Naevus - blue	278	0.32%
Naevus - Spitz/Reed	139	0.16%
Naevus - Compound	0	0%
Solar keratosis	8,845	10.17%
Solar lentigo	1,265	1.45%
Seborrhoeic keratosis	4,623	5.32%
Lentigo Simplex	1	0.00%
Lichenoid keratosis (LPLK)	1,643	1.89%
Dermatofibroma	675	0.78%
Sebaceous gland hyperplasia	175	0.20%
Benign cyst	1,157	1.33%
Other benign	6,099	7.01%
Histology Pending	53	0.06%



Procedures
Definitive Surgical Management used to exclude melanoma

Ellipse	1,991	91.50%
Flap	51	2.34%
Graft - SSG	6	0.28%
Graft - FTSG	9	0.41%
No Closure	4	0.18%
Shave/Saucerisation	40	1.84%
Curettage & Cautery	19	0.87%
Liquid N2 freeze/thaw	3	0.14%
PDT	0	0%
Imiquimod	1	0.05%
5 FU cream	0	0%
GP referral	10	0.46%
Specialist referral	36	1.65%
Other	3	0.14%

Biopsy used to exclude melanoma

Punch - sample	633	6.14%
Shave - sample	1,121	10.87%
Incisional	105	1.02%
Punch - removal	2,064	20.01%
Shave - removal	3,304	32.03%
Excisional	3,026	29.34%
Curettage	54	0.52%
Other	4	0.04%

Breakdown of definitive management procedures for malignant conditions

Ellipse	32,123	66.13%
Flap	4,203	8.65%
Graft - SSG	255	0.52%
Graft - FTSG	746	1.54%
No Closure	195	0.40%
Shave/Saucerisation	460	0.95%
Curettage & Cautery	6,322	13.02%
Liquid N2 freeze/thaw	1,003	2.06%
PDT	72	0.15%
Imiquimod	601	1.24%
5 FU cream	788	1.62%
GP referral	84	0.17%
Specialist referral	1,109	2.28%
Other	177	0.36%

Breakdown of definitive management procedures for benign conditions

Ellipse	4,380	71.52%
Flap	94	1.53%
Graft - SSG	1	0.02%
Graft - FTSG	6	0.10%
No Closure	8	0.13%
Shave/Saucerisation	553	9.03%
Liquid N2 freeze/thaw	349	5.70%
5 FU cream	65	1.06%
GP referral	15	0.24%
Specialist referral	46	0.75%
Other	56	0.91%

Procedures (continued)

Percentage of procedures/closures that were complex

Complex Closures	10.88% of 50,536
Complex Closures (inc Curettage & Cautery)	9.60% of 57,279

Locations

Breakdown of melanomas by location and percentage melanomas of total lesions at that location

Nose	35	0.66% of 5,319
Lip	5	0.35% of 1,444
Ear	51	1.41% of 3,610
Eyelid	8	0.98% of 813
Other face	272	1.77% of 15,406
Scalp	56	1.95% of 2,872
Neck	114	2.72% of 4,186
Shoulder	173	4.34% of 3,988
Chest	108	2.12% of 5,100
Abdomen	63	5.83% of 1,080
Genitalia	2	1.98% of 101
Back	706	5.67% of 12,441
Buttock	6	2.58% of 233
Arm	229	4.66% of 4,917
Forearm	144	1.98% of 7,263
Hand Dorsal	4	0.11% of 3,581
Hand Palmar	0	0% of 25
Finger Dorsal	0	0% of 994
Finger Nail	1	8.33% of 12
Finger Palmar	0	0% of 14
Thigh	135	5.27% of 2,561
Leg	271	2.72% of 9,952
Foot Dorsal	18	2.46% of 733
Foot Plantar	1	1.08% of 93
Toe Dorsal	4	3.25% of 123
Toe Nail	0	0% of 18
Toe Plantar	0	0% of 19
Palm Or Sole	0	0% of 0

