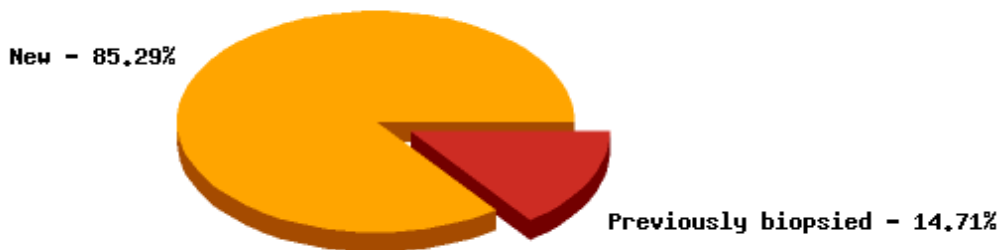


SCARD Pool report for 01-01-2016 to 31-12-2016

Participants	Doctors	385	
	Patients	60,564	
Specimens	New lesions	112,349	85.29%
	Previously biopsied lesions	19,379	14.71%
	Total lesions	131,728	100.00%

Breakdown of new versus previously biopsied specimens


Percentage of new lesions tested which were malignant	61.44%
Percentage of Definitively excised lesions that were malignant	78.61%
Lesions tested to find one melanoma (NNT)	5.06
Percentage of lesions tested for NMSC which were NMSC	75.90%
Ratio of New BCCs : New Melanomas	11:1

Accuracy
Diagnostic sensitivity

Melanomas	71.87% of 3,345
All NMSC	95.52% of 64,113
BCCs	91.27% of 36,080
SCCs	81.46% of 27,671

Positive predictive value

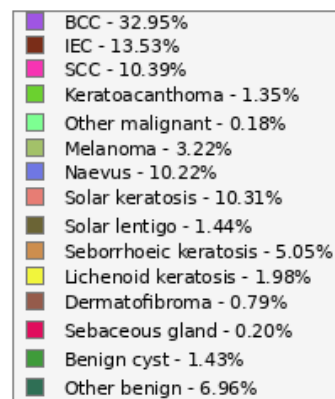
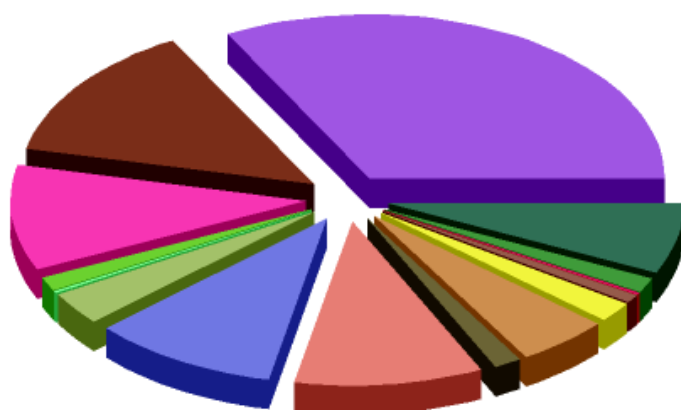
Melanomas	43.60% of 5,514
All NMSC	81.44% of 75,195
BCCs	43.79% of 75,195
SCCs	62.93% of 35,819

Adequacy
Percentage of definitively managed malignant cases where surgical margins were adequate

BCC	86.05% of 24,043
IEC/Bowens disease	82.43% of 7,131
SCC	87.67% of 8,064
Keratoacanthoma	91.70% of 1,024
Melanoma - in situ	74.05% of 2,231
Melanoma - invasive	69.35% of 620
Melanoma - invasive > 1mm	41.41% of 99
Other malignant	76.70% of 103

Lesion Breakdown
Histological Diagnosis

BCC (unspecified type)	0	0%
BCC - Superficial	12,771	11.35%
BCC - Nodular/Solid	18,075	16.07%
BCC - Aggressive	5,234	4.65%
IEC/Bowens disease	14,813	13.17%
SCC	11,379	10.11%
Keratoacanthoma	1,479	1.31%
Pinkus Fibroepithelioma	17	0.02%
Merkel cell tumour	8	0.01%
Other malignant	156	0.14%
NMSC Metastasis	4	0.00%
Melanoma - in situ	2,427	2.16%
Melanoma - invasive	687	0.61%
Melanoma - invasive > 1mm	201	0.18%
Melanoma - metastasis	30	0.03%
MELTUMP	177	0.16%
Naevus - other	6,702	5.96%
Naevus - dysplastic/Clark	3,962	3.52%
Naevus - blue	373	0.33%
Naevus - Spitz/Reed	151	0.13%
Naevus - Compound	0	0%
Solar keratosis	11,289	10.03%
Solar lentigo	1,577	1.40%
Seborrhoeic keratosis	5,529	4.91%
Lentigo Simplex	0	0%
Lichenoid keratosis (LPLK)	2,171	1.93%
Dermatofibroma	860	0.76%
Sebaceous gland hyperplasia	222	0.20%
Benign cyst	1,564	1.39%
Other benign	7,618	6.77%
Histology Pending	159	0.14%



Procedures
Definitive Surgical Management used to exclude melanoma

Ellipse	2,978	86.77%
Flap	74	2.16%
Graft - SSG	2	0.06%
Graft - FTSG	26	0.76%
No Closure	0	0%
Shave/Saucerisation	202	5.89%
Curettage & Cautery	26	0.76%
Liquid N2 freeze/thaw	1	0.03%
PDT	0	0%
Imiquimod	0	0%
5 FU cream	0	0%
GP referral	59	1.72%
Specialist referral	40	1.17%
Other	17	0.50%

Biopsy used to exclude melanoma

Punch - sample	868	6.23%
Shave - sample	2,088	14.98%
Incisional	151	1.08%
Punch - removal	2,281	16.36%
Shave - removal	3,957	28.38%
Excisional	4,514	32.38%
Curettage	79	0.57%
Other	4	0.03%

Breakdown of definitive management procedures for malignant conditions

Ellipse	38,715	65.20%
Flap	4,824	8.12%
Graft - SSG	280	0.47%
Graft - FTSG	1,009	1.70%
No Closure	253	0.43%
Shave/Saucerisation	1,300	2.19%
Curettage & Cautery	7,207	12.14%
Liquid N2 freeze/thaw	825	1.39%
PDT	107	0.18%
Imiquimod	594	1.00%
5 FU cream	987	1.66%
GP referral	1,190	2.00%
Specialist referral	1,448	2.44%
Other	202	0.34%

Breakdown of definitive management procedures for benign conditions

Ellipse	5,413	70.37%
Flap	89	1.16%
Graft - SSG	6	0.08%
Graft - FTSG	7	0.09%
No Closure	12	0.16%
Shave/Saucerisation	824	10.71%
Liquid N2 freeze/thaw	337	4.38%
5 FU cream	104	1.35%
GP referral	64	0.83%
Specialist referral	45	0.59%
Other	166	2.16%

Procedures (continued)
Percentage of procedures/closures that were complex

Complex Closures	1.06% of 9,631
Complex Closures (inc Curettage & Cautery)	1.00% of 10,215

Locations
Breakdown of melanomas by location and percentage melanomas of total lesions at that location

Nose	42	0.63% of 6,695
Lip	4	0.21% of 1,878
Ear	67	1.53% of 4,367
Eyelid	2	0.19% of 1,050
Other face	357	1.80% of 19,800
Scalp	79	2.16% of 3,653
Neck	142	2.50% of 5,672
Shoulder	250	4.65% of 5,378
Chest	160	2.43% of 6,583
Abdomen	65	4.54% of 1,432
Genitalia	1	0.81% of 123
Back	981	6.03% of 16,274
Buttock	14	5.11% of 274
Arm	392	5.62% of 6,977
Forearm	222	2.54% of 8,741
Hand Dorsal	7	0.17% of 4,231
Hand Palmar	0	0% of 45
Finger Dorsal	3	0.42% of 711
Finger Nail	1	6.67% of 15
Finger Palmar	0	0% of 13
Thigh	183	5.03% of 3,635
Leg	348	2.58% of 13,504
Foot Dorsal	9	0.92% of 983
Foot Plantar	8	7.02% of 114
Toe Dorsal	5	3.29% of 152
Toe Nail	2	13.33% of 15
Toe Plantar	1	2.94% of 34
Palm Or Sole	0	0% of 0

