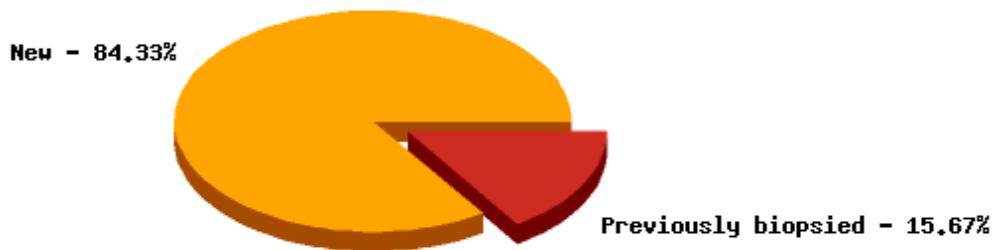


SCARD Pool report for 01-01-2017 to 31-12-2017

Participants	Doctors	410	
	Patients	59,567	
Specimens	New lesions	109,174	84.33%
	Previously biopsied lesions	20,294	15.67%
	Total lesions	129,468	100.00%

Breakdown of new versus previously biopsied specimens


Percentage of new lesions tested which were malignant	61.25%
Percentage of Definitively excised lesions that were malignant	79.17%
Lesions tested to find one melanoma (NNT)	4.48
Percentage of lesions tested for NMSC which were NMSC	76.01%
Ratio of New BCCs : New Melanomas	9:1

Accuracy
Diagnostic sensitivity

Melanomas	72.25% of 3,600
All NMSC	95.82% of 61,789
BCCs	91.49% of 33,781
SCCs	81.81% of 27,607

Positive predictive value

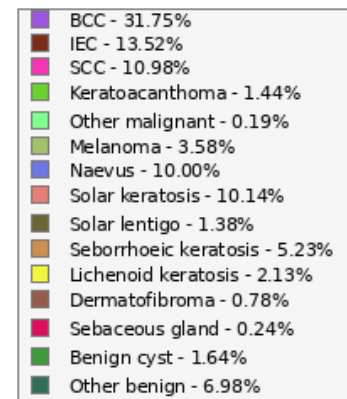
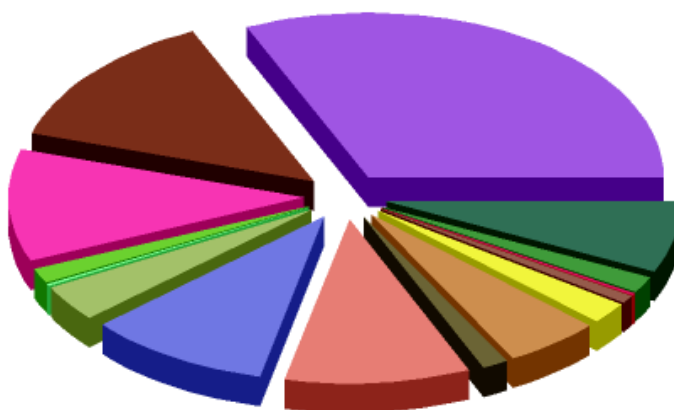
Melanomas	42.93% of 6,058
All NMSC	81.34% of 72,791
BCCs	42.46% of 72,791
SCCs	63.12% of 35,785

Adequacy
Percentage of definitively managed malignant cases where surgical margins were adequate

BCC	86.18% of 23,299
IEC/Bowens disease	82.18% of 6,875
SCC	88.05% of 8,476
Keratoacanthoma	92.98% of 1,054
Melanoma - in situ	73.20% of 2,526
Melanoma - invasive	72.98% of 618
Melanoma - invasive > 1mm	37.08% of 89
Other malignant	62.75% of 102

Lesion Breakdown
Histological Diagnosis

BCC (unspecified type)	2	0.00%
BCC - Superficial	10,702	9.78%
BCC - Nodular/Solid	17,615	16.10%
BCC - Aggressive	5,462	4.99%
IEC/Bowens disease	14,386	13.15%
SCC	11,687	10.68%
Keratoacanthoma	1,534	1.40%
Pinkus Fibroepithelioma	16	0.01%
Merkel cell tumour	8	0.01%
Other malignant	163	0.15%
NMSC Metastasis	2	0.00%
Melanoma - in situ	2,647	2.42%
Melanoma - invasive	740	0.68%
Melanoma - invasive > 1mm	187	0.17%
Melanoma - metastasis	26	0.02%
MELTUMP	212	0.19%
Naevus - other	6,357	5.81%
Naevus - dysplastic/Clark	3,755	3.43%
Naevus - blue	409	0.37%
Naevus - Spitz/Reed	115	0.11%
Naevus - Compound	1	0.00%
Solar keratosis	10,793	9.86%
Solar lentigo	1,466	1.34%
Seborrhoeic keratosis	5,565	5.09%
Lentigo Simplex	1	0.00%
Lichenoid keratosis (LPLK)	2,271	2.08%
Dermatofibroma	830	0.76%
Sebaceous gland hyperplasia	254	0.23%
Benign cyst	1,744	1.59%
Other benign	7,427	6.79%
Histology Pending	233	0.21%



Procedures
Definitive Surgical Management used to exclude melanoma

Ellipse	2,849	80.07%
Flap	80	2.25%
Graft - SSG	4	0.11%
Graft - FTSG	9	0.25%
No Closure	7	0.20%
Shave/Saucerisation	138	3.88%
Curettage & Cautery	15	0.42%
Liquid N2 freeze/thaw	0	0%
PDT	0	0%
Imiquimod	1	0.03%
5 FU cream	1	0.03%
GP referral	300	8.43%
Specialist referral	62	1.74%
Other	86	2.42%

Biopsy used to exclude melanoma

Punch - sample	810	6.25%
Shave - sample	1,468	11.32%
Incisional	166	1.28%
Punch - removal	2,687	20.73%
Shave - removal	3,416	26.35%
Excisional	4,398	33.93%
Curettage	9	0.07%
Other	8	0.06%

Breakdown of definitive management procedures for malignant conditions

Ellipse	36,993	62.93%
Flap	5,254	8.94%
Graft - SSG	324	0.55%
Graft - FTSG	1,270	2.16%
No Closure	358	0.61%
Shave/Saucerisation	1,177	2.00%
Curettage & Cautery	6,276	10.68%
Liquid N2 freeze/thaw	862	1.47%
PDT	142	0.24%
Imiquimod	624	1.06%
5 FU cream	1,269	2.16%
GP referral	1,902	3.24%
Specialist referral	1,525	2.59%
Other	289	0.49%

Breakdown of definitive management procedures for benign conditions

Ellipse	5,416	72.98%
Flap	100	1.35%
Graft - SSG	3	0.04%
Graft - FTSG	14	0.19%
No Closure	20	0.27%
Shave/Saucerisation	601	8.10%
Liquid N2 freeze/thaw	195	2.63%
5 FU cream	64	0.86%
GP referral	243	3.27%
Specialist referral	51	0.69%
Other	201	2.71%

Procedures (continued)

Percentage of procedures/closures that were complex

Complex Closures	11.44% of 64,188
Complex Closures (inc Curettage & Cautery)	10.35% of 70,948

Locations

Breakdown of melanomas by location and percentage melanomas of total lesions at that location

Nose	42	0.65% of 6,488
Lip	5	0.30% of 1,691
Ear	79	1.74% of 4,531
Eyelid	9	0.86% of 1,043
Other face	360	1.94% of 18,589
Scalp	86	2.18% of 3,953
Neck	120	2.17% of 5,524
Shoulder	261	4.83% of 5,401
Chest	186	2.79% of 6,676
Abdomen	85	6.10% of 1,393
Genitalia	4	2.67% of 150
Back	1176	7.49% of 15,706
Buttock	9	3.57% of 252
Arm	393	5.99% of 6,560
Forearm	216	2.60% of 8,310
Hand Dorsal	10	0.24% of 4,221
Hand Palmar	2	5.00% of 40
Finger Dorsal	4	0.53% of 750
Finger Nail	0	0% of 16
Finger Palmar	0	0% of 20
Thigh	180	5.43% of 3,313
Leg	347	2.60% of 13,347
Foot Dorsal	15	1.68% of 895
Foot Plantar	8	6.40% of 125
Toe Dorsal	1	0.76% of 131
Toe Nail	1	4.00% of 25
Toe Plantar	1	4.35% of 23
Palm Or Sole	0	0% of 0

