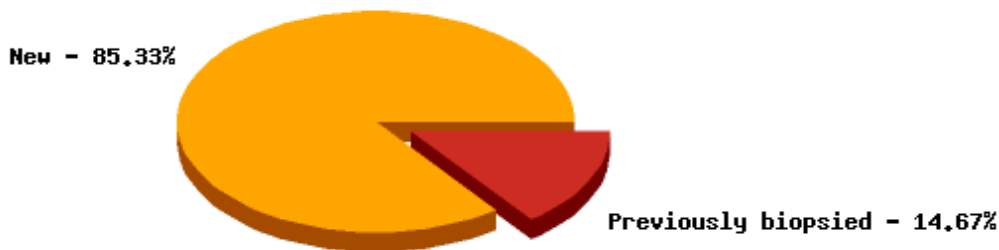


SCARD Pool report for 01-01-2020 to 31-12-2020

Participants	Doctors	404	
	Patients	60,409	
Specimens	New lesions	114,950	85.33%
	Previously biopsied lesions	19,755	14.67%
	Total lesions	134,705	100.00%

Breakdown of new versus previously biopsied specimens


Percentage of new lesions tested which were malignant	62.10%
Percentage of Definitively excised lesions that were malignant	79.94%
Lesions tested to find one melanoma (NNT)	3.96
Percentage of lesions tested for NMSC which were NMSC	75.71%
Ratio of New BCCs : New Melanomas	9:1

Accuracy
Diagnostic sensitivity

Melanomas	75.52% of 3,909
All NMSC	95.66% of 65,160
BCCs	90.97% of 34,953
SCCs	82.71% of 29,851

Positive predictive value

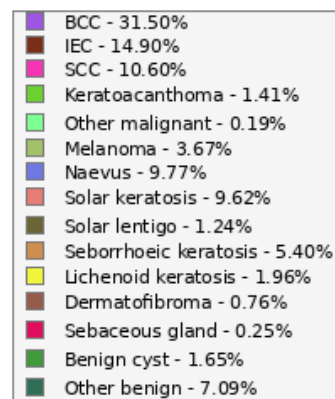
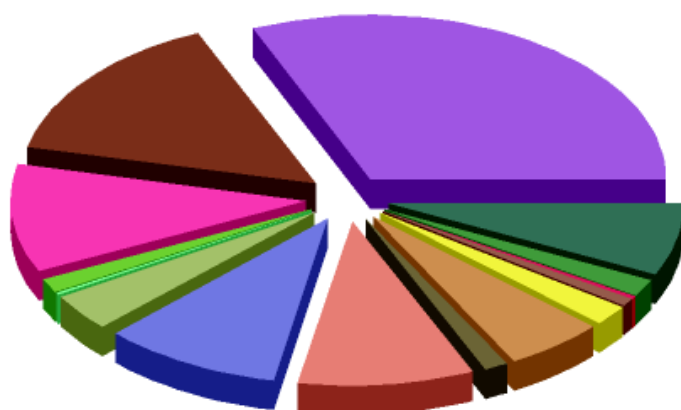
Melanomas	41.67% of 7,085
All NMSC	81.64% of 76,350
BCCs	41.65% of 76,350
SCCs	65.69% of 37,590

Adequacy
Percentage of definitively managed malignant cases where surgical margins were adequate

BCC	87.80% of 23,487
IEC/Bowens disease	77.31% of 8,747
SCC	86.98% of 8,535
Keratoacanthoma	90.87% of 1,040
Melanoma - in situ	75.77% of 2,613
Melanoma - invasive	73.23% of 620
Melanoma - invasive > 1mm	41.90% of 105
Other malignant	71.54% of 130

Lesion Breakdown
Histological Diagnosis

BCC (unspecified type)	118	0.10%
BCC - Superficial	10,864	9.44%
BCC - Nodular/Solid	19,382	16.84%
BCC - Aggressive	4,589	3.99%
IEC/Bowens disease	16,535	14.36%
SCC	11,755	10.21%
Keratoacanthoma	1,561	1.36%
Pinkus Fibroepithelioma	16	0.01%
Merkel cell tumour	13	0.01%
Other malignant	162	0.14%
NMSC Metastasis	3	0.00%
Melanoma - in situ	2,860	2.48%
Melanoma - invasive	783	0.68%
Melanoma - invasive > 1mm	238	0.21%
Melanoma - metastasis	28	0.02%
MELTUMP	162	0.14%
Naevus - other	7,108	6.17%
Naevus - dysplastic/Clark	3,193	2.77%
Naevus - blue	400	0.35%
Naevus - Spitz/Reed	120	0.10%
Naevus - Compound	18	0.02%
Solar keratosis	10,671	9.27%
Solar lentigo	1,374	1.19%
Seborrhoeic keratosis	5,995	5.21%
Lentigo Simplex	2	0.00%
Lichenoid keratosis (LPLK)	2,169	1.88%
Dermatofibroma	840	0.73%
Sebaceous gland hyperplasia	274	0.24%
Benign cyst	1,836	1.59%
Other benign	7,861	6.83%
Histology Pending	165	0.14%



Procedures
Definitive Surgical Management used to exclude melanoma

Ellipse	3,003	86.52%
Flap	55	1.58%
Graft - SSG	2	0.06%
Graft - FTSG	12	0.35%
No Closure	12	0.35%
Shave/Saucerisation	83	2.39%
Curettage & Cautery	17	0.49%
Liquid N2 freeze/thaw	6	0.17%
PDT	0	0%
Imiquimod	0	0%
5 FU cream	1	0.03%
GP referral	183	5.27%
Specialist referral	82	2.36%
Other	8	0.23%

Biopsy used to exclude melanoma

Punch - sample	683	5.44%
Shave - sample	1,421	11.31%
Incisional	232	1.85%
Punch - removal	2,241	17.84%
Shave - removal	2,783	22.16%
Excisional	5,094	40.55%
Curettage	44	0.35%
Other	61	0.49%

Breakdown of definitive management procedures for malignant conditions

Ellipse	38,699	63.97%
Flap	5,635	9.31%
Graft - SSG	370	0.61%
Graft - FTSG	1,389	2.30%
No Closure	281	0.46%
Shave/Saucerisation	1,039	1.72%
Curettage & Cautery	6,956	11.50%
Liquid N2 freeze/thaw	715	1.18%
PDT	85	0.14%
Imiquimod	553	0.91%
5 FU cream	1,173	1.94%
GP referral	934	1.54%
Specialist referral	1,874	3.10%
Other	193	0.32%

Breakdown of definitive management procedures for benign conditions

Ellipse	5,349	75.60%
Flap	97	1.37%
Graft - SSG	2	0.03%
Graft - FTSG	9	0.13%
No Closure	45	0.64%
Shave/Saucerisation	453	6.40%
Liquid N2 freeze/thaw	221	3.12%
5 FU cream	117	1.65%
GP referral	86	1.22%
Specialist referral	36	0.51%
Other	102	1.44%

Procedures (continued)
Percentage of procedures/closures that were complex

Complex Closures	1.09% of 9,883
Complex Closures (inc Curettage & Cautery)	1.04% of 10,402

Locations
Breakdown of melanomas by location and percentage melanomas of total lesions at that location

Nose	34	0.50% of 6,789
Lip	5	0.28% of 1,802
Ear	105	2.04% of 5,144
Eyelid	8	0.76% of 1,052
Other face	342	1.82% of 18,823
Scalp	107	2.26% of 4,729
Neck	147	2.47% of 5,949
Shoulder	268	5.03% of 5,332
Chest	185	2.70% of 6,861
Abdomen	102	6.65% of 1,534
Genitalia	1	0.61% of 163
Back	1296	8.09% of 16,024
Buttock	7	2.48% of 282
Arm	446	6.61% of 6,751
Forearm	219	2.62% of 8,347
Hand Dorsal	8	0.17% of 4,783
Hand Palmar	0	0% of 32
Finger Dorsal	1	0.10% of 1,001
Finger Nail	1	4.35% of 23
Finger Palmar	0	0% of 17
Thigh	212	6.07% of 3,492
Leg	382	2.69% of 14,190
Foot Dorsal	22	1.95% of 1,131
Foot Plantar	5	5.21% of 96
Toe Dorsal	3	1.94% of 155
Toe Nail	0	0% of 15
Toe Plantar	1	4.76% of 21
Palm Or Sole	0	0% of 0

