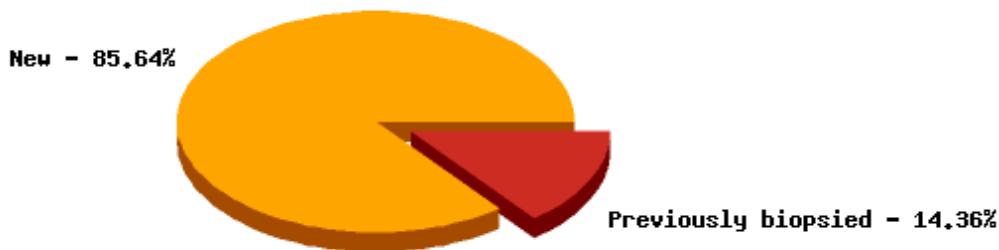


SCARD Pool report for 01-01-2022 to 31-12-2022

Participants	Doctors	373	
	Patients	62,912	
Specimens	New lesions	111,852	85.64%
	Previously biopsied lesions	18,752	14.36%
	Total lesions	130,604	100.00%

Breakdown of new versus previously biopsied specimens


Percentage of new lesions tested which were malignant	65.21%
Percentage of Definitively excised lesions that were malignant	82.61%
Lesions tested to find one melanoma (NNT)	3.50
Percentage of lesions tested for NMSC which were NMSC	81.53%
Ratio of New BCCs : New Melanomas	8:1

Accuracy
Diagnostic sensitivity

Melanomas	78.15% of 4,335
All NMSC	95.65% of 64,396
BCCs	91.52% of 34,489
SCCs	81.37% of 29,548

Positive predictive value

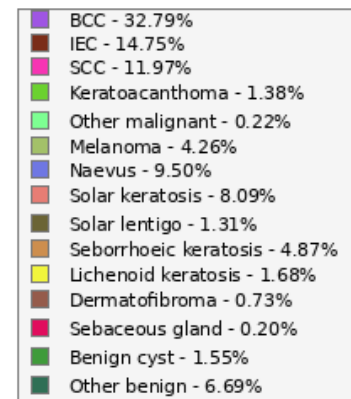
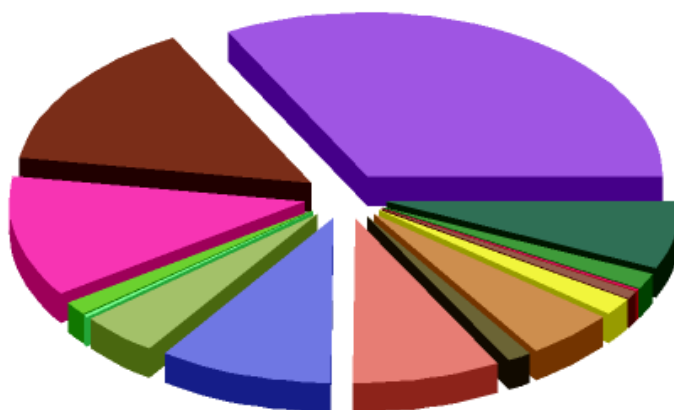
Melanomas	45.95% of 7,374
All NMSC	87.40% of 70,475
BCCs	44.79% of 70,475
SCCs	69.07% of 34,809

Adequacy
Percentage of definitively managed malignant cases where surgical margins were adequate

BCC	88.14% of 23,303
IEC/Bowens disease	85.33% of 6,754
SCC	84.12% of 8,747
Keratoacanthoma	91.09% of 1,066
Melanoma - in situ	74.35% of 2,671
Melanoma - invasive	75.87% of 775
Melanoma - invasive > 1mm	36.36% of 88
Other malignant	62.61% of 115

Lesion Breakdown
Histological Diagnosis

BCC (unspecified type)	192	0.17%
BCC - Superficial	10,180	9.09%
BCC - Nodular/Solid	20,186	18.03%
BCC - Aggressive	3,931	3.51%
IEC/Bowens disease	15,514	13.85%
SCC	12,586	11.24%
Keratoacanthoma	1,448	1.29%
Pinkus Fibroepithelioma	18	0.02%
Merkel cell tumour	15	0.01%
Other malignant	170	0.15%
NMSC Metastasis	12	0.01%
Melanoma - in situ	3,078	2.75%
Melanoma - invasive	992	0.89%
Melanoma - invasive > 1mm	239	0.21%
Melanoma - metastasis	26	0.02%
MELTUMP	144	0.13%
Naevus - other	5,569	4.97%
Naevus - dysplastic/Clark	3,079	2.75%
Naevus - blue	434	0.39%
Naevus - Spitz/Reed	100	0.09%
Naevus - Compound	814	0.73%
Solar keratosis	8,511	7.60%
Solar lentigo	1,376	1.23%
Seborrhoeic keratosis	5,117	4.57%
Lentigo Simplex	6	0.01%
Lichenoid keratosis (LPLK)	1,770	1.58%
Dermatofibroma	770	0.69%
Sebaceous gland hyperplasia	215	0.19%
Benign cyst	1,628	1.45%
Other benign	7,038	6.28%
Histology Pending	129	0.12%



Procedures
Definitive Surgical Management used to exclude melanoma

Ellipse	3,153	85.22%
Flap	35	0.95%
Graft - SSG	6	0.16%
Graft - FTSG	9	0.24%
No Closure	1	0.03%
Shave/Saucerisation	25	0.68%
Curettage & Cautery	32	0.86%
Liquid N2 freeze/thaw	3	0.08%
PDT	0	0%
Imiquimod	1	0.03%
5 FU cream	2	0.05%
GP referral	278	7.51%
Specialist referral	135	3.65%
Other	15	0.41%

Biopsy used to exclude melanoma

Punch - sample	687	5.50%
Shave - sample	971	7.78%
Incisional	288	2.31%
Punch - removal	2,377	19.04%
Shave - removal	2,674	21.41%
Excisional	5,468	43.79%
Curettage	7	0.06%
Other	11	0.09%

Breakdown of definitive management procedures for malignant conditions

Ellipse	37,361	63.59%
Flap	4,562	7.76%
Graft - SSG	294	0.50%
Graft - FTSG	1,508	2.57%
No Closure	202	0.34%
Shave/Saucerisation	991	1.69%
Curettage & Cautery	8,212	13.98%
Liquid N2 freeze/thaw	483	0.82%
PDT	50	0.09%
Imiquimod	469	0.80%
5 FU cream	965	1.64%
GP referral	1,232	2.10%
Specialist referral	1,655	2.82%
Other	169	0.29%

Breakdown of definitive management procedures for benign conditions

Ellipse	4,696	77.62%
Flap	58	0.96%
Graft - SSG	3	0.05%
Graft - FTSG	8	0.13%
No Closure	10	0.17%
Shave/Saucerisation	251	4.15%
Liquid N2 freeze/thaw	94	1.55%
5 FU cream	68	1.12%
GP referral	101	1.67%
Specialist referral	32	0.53%
Other	126	2.08%

Procedures (continued)

Percentage of procedures/closures that were complex

Complex Closures	0.78% of 8,854
Complex Closures (inc Curettage & Cautery)	0.73% of 9,421

Locations

Breakdown of melanomas by location and percentage melanomas of total lesions at that location

Nose	52	0.80% of 6,501
Lip	3	0.17% of 1,791
Ear	85	1.67% of 5,092
Eyelid	3	0.28% of 1,070
Other face	400	2.15% of 18,608
Scalp	116	2.39% of 4,861
Neck	196	3.31% of 5,924
Shoulder	298	5.66% of 5,262
Chest	222	3.35% of 6,625
Abdomen	118	8.35% of 1,414
Genitalia	2	1.43% of 140
Back	1413	8.65% of 16,339
Buttock	13	4.73% of 275
Arm	457	7.03% of 6,504
Forearm	269	3.40% of 7,920
Hand Dorsal	11	0.27% of 4,120
Hand Palmar	1	3.23% of 31
Finger Dorsal	0	0% of 680
Finger Nail	1	5.26% of 19
Finger Palmar	0	0% of 21
Thigh	192	5.77% of 3,329
Leg	437	3.19% of 13,712
Foot Dorsal	34	3.34% of 1,017
Foot Plantar	4	4.12% of 97
Toe Dorsal	6	3.92% of 153
Toe Nail	0	0% of 16
Toe Plantar	0	0% of 18
Palm Or Sole	0	0% of 0

