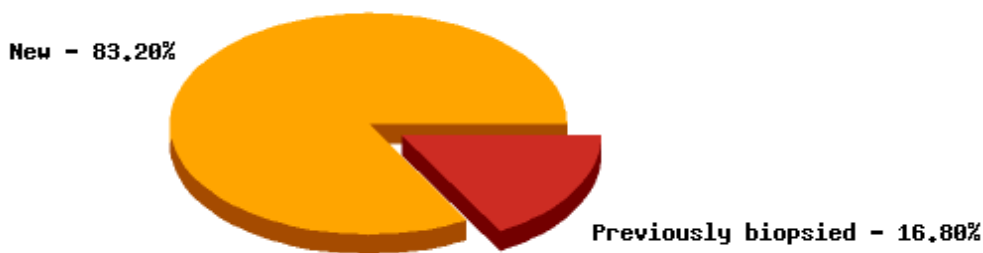


SCARD Pool report for 01-01-2023 to 31-12-2023

Participants	Doctors	397	
	Patients	72,610	
Specimens	New lesions	123,179	83.20%
	Previously biopsied lesions	24,869	16.80%
	Total lesions	148,048	100.00%

Breakdown of new versus previously biopsied specimens


Percentage of new lesions tested which were malignant	62.59%
Percentage of Definitively excised lesions that were malignant	80.86%
Lesions tested to find one melanoma (NNT)	3.78
Percentage of lesions tested for NMSC which were NMSC	77.61%
Ratio of New BCCs : New Melanomas	7:1

Accuracy
Diagnostic sensitivity

Melanomas	78.13% of 5,139
All NMSC	95.39% of 67,890
BCCs	90.89% of 37,160
SCCs	81.32% of 30,356

Positive predictive value

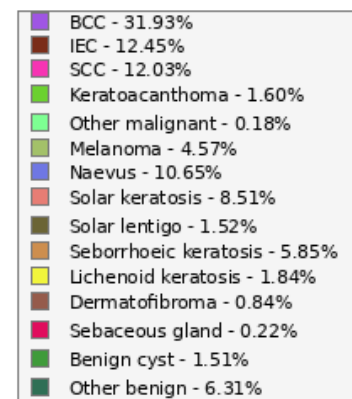
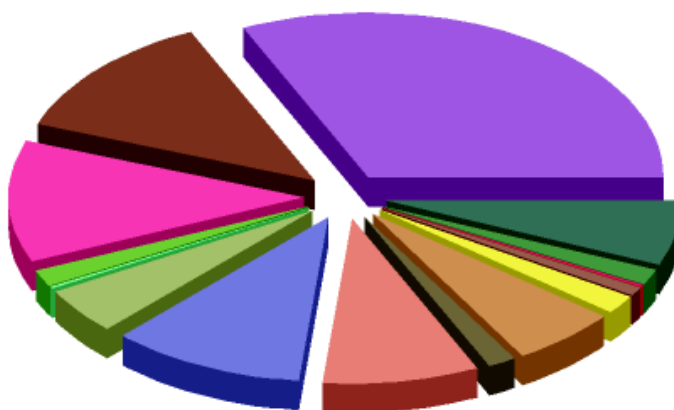
Melanomas	41.76% of 9,615
All NMSC	84.47% of 76,667
BCCs	44.05% of 76,667
SCCs	65.92% of 37,452

Adequacy
Percentage of definitively managed malignant cases where surgical margins were adequate

BCC	88.37% of 25,229
IEC/Bowens disease	85.21% of 5,131
SCC	84.61% of 9,690
Keratoacanthoma	89.77% of 1,388
Melanoma - in situ	77.75% of 3,178
Melanoma - invasive	76.38% of 796
Melanoma - invasive > 1mm	47.00% of 100
Other malignant	68.97% of 116

Lesion Breakdown
Histological Diagnosis

BCC (unspecified type)	4,234	3.43%
BCC - Superficial	9,743	7.90%
BCC - Nodular/Solid	19,476	15.79%
BCC - Aggressive	3,707	3.01%
IEC/Bowens disease	14,494	11.75%
SCC	13,999	11.35%
Keratoacanthoma	1,863	1.51%
Pinkus Fibroepithelioma	15	0.01%
Merkel cell tumour	23	0.02%
Other malignant	156	0.13%
NMSC Metastasis	0	0%
Melanoma - in situ	3,816	3.09%
Melanoma - invasive	1,034	0.84%
Melanoma - invasive > 1mm	266	0.22%
Melanoma - metastasis	23	0.02%
MELTUMP	180	0.15%
Naevus - other	6,322	5.13%
Naevus - dysplastic/Clark	3,589	2.91%
Naevus - blue	466	0.38%
Naevus - Spitz/Reed	131	0.11%
Naevus - Compound	1,884	1.53%
Solar keratosis	9,902	8.03%
Solar lentigo	1,636	1.33%
Seborrhoeic keratosis	6,804	5.52%
Lentigo Simplex	133	0.11%
Lichenoid keratosis (LPLK)	2,138	1.73%
Dermatofibroma	979	0.79%
Sebaceous gland hyperplasia	253	0.21%
Benign cyst	1,755	1.42%
Other benign	7,343	5.95%
Histology Pending	176	0.14%



Procedures
Definitive Surgical Management used to exclude melanoma

Ellipse	3,926	84.85%
Flap	60	1.30%
Graft - SSG	3	0.06%
Graft - FTSG	21	0.45%
No Closure	17	0.37%
Shave/Saucerisation	112	2.42%
Curettage & Cautery	40	0.86%
Liquid N2 freeze/thaw	1	0.02%
PDT	0	0%
Imiquimod	1	0.02%
5 FU cream	1	0.02%
GP referral	351	7.59%
Specialist referral	69	1.49%
Other	25	0.54%

Biopsy used to exclude melanoma

Punch - sample	1,362	8.39%
Shave - sample	1,645	10.13%
Incisional	239	1.47%
Punch - removal	2,858	17.60%
Shave - removal	3,794	23.37%
Excisional	6,287	38.72%
Curettage	12	0.07%
Other	33	0.20%

Breakdown of definitive management procedures for malignant conditions

Ellipse	38,519	64.07%
Flap	4,590	7.64%
Graft - SSG	311	0.52%
Graft - FTSG	1,480	2.46%
No Closure	148	0.25%
Shave/Saucerisation	1,058	1.76%
Curettage & Cautery	8,827	14.68%
Liquid N2 freeze/thaw	470	0.78%
PDT	53	0.09%
Imiquimod	463	0.77%
5 FU cream	871	1.45%
GP referral	1,041	1.73%
Specialist referral	1,450	2.41%
Other	305	0.51%

Breakdown of definitive management procedures for benign conditions

Ellipse	4,600	76.22%
Flap	42	0.70%
Graft - SSG	1	0.02%
Graft - FTSG	10	0.17%
No Closure	33	0.55%
Shave/Saucerisation	296	4.90%
Liquid N2 freeze/thaw	93	1.54%
5 FU cream	96	1.59%
GP referral	97	1.61%
Specialist referral	50	0.83%
Other	140	2.32%

Procedures (continued)
Percentage of procedures/closures that were complex

Complex Closures	9.92% of 69,127
Complex Closures (inc Curettage & Cautery)	8.73% of 78,540

Locations
Breakdown of melanomas by location and percentage melanomas of total lesions at that location

Nose	46	0.64% of 7,157
Lip	7	0.39% of 1,793
Ear	110	1.96% of 5,606
Eyelid	13	1.17% of 1,113
Other face	450	2.22% of 20,292
Scalp	150	2.74% of 5,483
Neck	227	3.34% of 6,806
Shoulder	382	6.67% of 5,730
Chest	280	3.75% of 7,469
Abdomen	126	7.54% of 1,670
Genitalia	3	1.71% of 175
Back	1583	8.86% of 17,863
Buttock	5	1.54% of 325
Arm	538	7.31% of 7,363
Forearm	332	3.88% of 8,559
Hand Dorsal	14	0.36% of 3,861
Hand Palmar	0	0% of 30
Finger Dorsal	2	0.34% of 594
Finger Nail	2	10.53% of 19
Finger Palmar	1	6.25% of 16
Thigh	261	6.68% of 3,907
Leg	542	3.48% of 15,564
Foot Dorsal	43	3.79% of 1,135
Foot Plantar	7	7.00% of 100
Toe Dorsal	12	6.22% of 193
Toe Nail	1	5.26% of 19
Toe Plantar	0	0% of 18
Palm Or Sole	0	0% of 0

