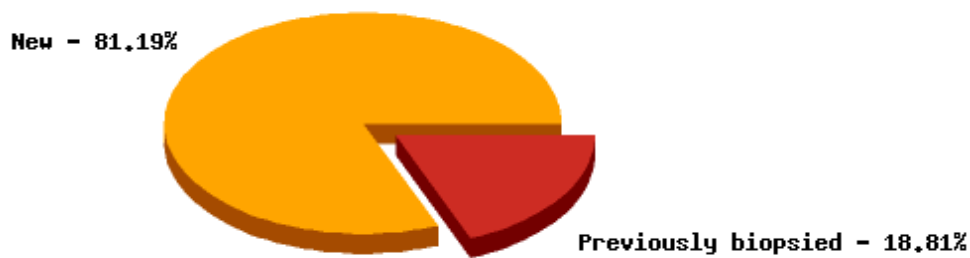


SCARD Pool report for 01-01-2024 to 31-12-2024

Participants	Doctors	404	
	Patients	79,157	
Specimens	New lesions	137,439	81.19%
	Previously biopsied lesions	31,843	18.81%
	Total lesions	169,282	100.00%

Breakdown of new versus previously biopsied specimens


Percentage of new lesions tested which were malignant	61.64%
Percentage of Definitively excised lesions that were malignant	81.52%
Lesions tested to find one melanoma (NNT)	4.29
Percentage of lesions tested for NMSC which were NMSC	79.03%
Ratio of New BCCs : New Melanomas	8:1

Accuracy
Diagnostic sensitivity

Melanomas	78.08% of 5,342
All NMSC	94.97% of 74,707
BCCs	90.58% of 40,406
SCCs	80.46% of 33,835

Positive predictive value

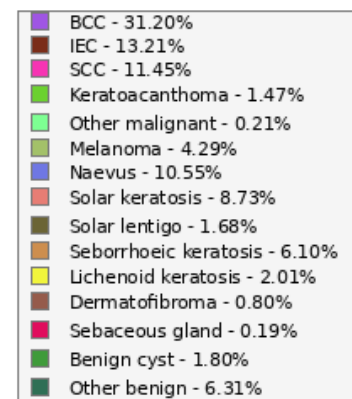
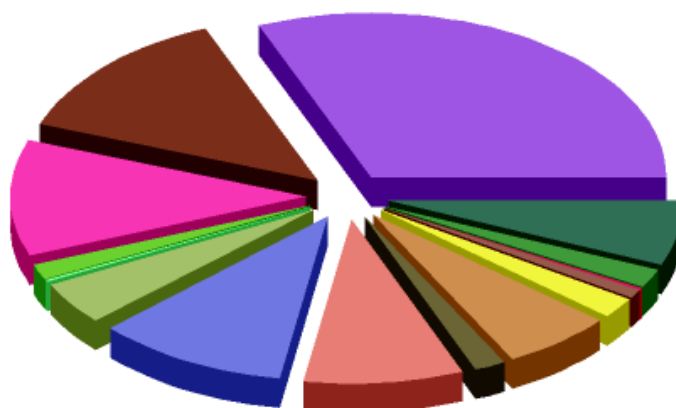
Melanomas	39.51% of 10,558
All NMSC	84.64% of 83,820
BCCs	43.67% of 83,820
SCCs	66.08% of 41,196

Adequacy
Percentage of definitively managed malignant cases where surgical margins were adequate

BCC	88.85% of 27,592
IEC/Bowens disease	82.07% of 7,079
SCC	85.57% of 10,737
Keratoacanthoma	91.90% of 1,334
Melanoma - in situ	78.75% of 3,469
Melanoma - invasive	81.22% of 884
Melanoma - invasive > 1mm	36.89% of 103
Other malignant	72.31% of 130

Lesion Breakdown
Histological Diagnosis

BCC (unspecified type)	4,423	3.21%
BCC - Superficial	9,880	7.18%
BCC - Nodular/Solid	22,011	16.00%
BCC - Aggressive	4,092	2.97%
IEC/Bowens disease	17,105	12.43%
SCC	14,824	10.77%
Keratoacanthoma	1,906	1.39%
Pinkus Fibroepithelioma	20	0.01%
Merkel cell tumour	13	0.01%
Other malignant	215	0.16%
NMSC Metastasis	3	0.00%
Melanoma - in situ	3,968	2.88%
Melanoma - invasive	1,089	0.79%
Melanoma - invasive > 1mm	255	0.19%
Melanoma - metastasis	30	0.02%
MELTUMP	215	0.16%
Naevus - other	6,582	4.78%
Naevus - dysplastic/Clark	3,895	2.83%
Naevus - blue	550	0.40%
Naevus - Spitz/Reed	146	0.11%
Naevus - Compound	2,483	1.80%
Solar keratosis	11,306	8.22%
Solar lentigo	1,979	1.44%
Seborrhoeic keratosis	7,894	5.74%
Lentigo Simplex	195	0.14%
Lichenoid keratosis (LPLK)	2,608	1.90%
Dermatofibroma	1,037	0.75%
Sebaceous gland hyperplasia	247	0.18%
Benign cyst	2,334	1.70%
Other benign	8,175	5.94%
Histology Pending	160	0.12%



Procedures
Definitive Surgical Management used to exclude melanoma

Ellipse	3,990	89.06%
Flap	36	0.80%
Graft - SSG	9	0.20%
Graft - FTSG	13	0.29%
No Closure	7	0.16%
Shave/Saucerisation	50	1.12%
Curettage & Cautery	43	0.96%
Liquid N2 freeze/thaw	0	0%
PDT	0	0%
Imiquimod	0	0%
5 FU cream	1	0.02%
GP referral	276	6.16%
Specialist referral	38	0.85%
Other	13	0.29%

Biopsy used to exclude melanoma

Punch - sample	2,337	11.17%
Shave - sample	2,891	13.82%
Incisional	272	1.30%
Punch - removal	3,513	16.80%
Shave - removal	4,396	21.02%
Excisional	7,365	35.22%
Curettage	128	0.61%
Other	5	0.02%

Breakdown of definitive management procedures for malignant conditions

Ellipse	43,006	63.66%
Flap	5,121	7.58%
Graft - SSG	285	0.42%
Graft - FTSG	1,962	2.90%
No Closure	215	0.32%
Shave/Saucerisation	1,385	2.05%
Curettage & Cautery	9,477	14.03%
Liquid N2 freeze/thaw	799	1.18%
PDT	85	0.13%
Imiquimod	591	0.87%
5 FU cream	1,171	1.73%
GP referral	888	1.31%
Specialist referral	1,597	2.36%
Other	374	0.55%

Breakdown of definitive management procedures for benign conditions

Ellipse	4,829	73.44%
Flap	60	0.91%
Graft - SSG	6	0.09%
Graft - FTSG	14	0.21%
No Closure	15	0.23%
Shave/Saucerisation	392	5.96%
Liquid N2 freeze/thaw	133	2.02%
5 FU cream	85	1.29%
GP referral	102	1.55%
Specialist referral	47	0.71%
Other	197	3.00%

Procedures (continued)
Percentage of procedures/closures that were complex

Complex Closures	0.78% of 10,293
Complex Closures (inc Curettage & Cautery)	0.73% of 10,959

Locations
Breakdown of melanomas by location and percentage melanomas of total lesions at that location

Nose	50	0.60% of 8,312
Lip	5	0.23% of 2,159
Ear	132	2.18% of 6,057
Eyelid	7	0.51% of 1,368
Other face	504	2.20% of 22,870
Scalp	128	2.10% of 6,096
Neck	238	3.16% of 7,524
Shoulder	387	6.26% of 6,185
Chest	287	3.44% of 8,340
Abdomen	107	6.07% of 1,762
Genitalia	1	0.62% of 162
Back	1690	8.72% of 19,385
Buttock	10	3.01% of 332
Arm	570	6.92% of 8,237
Forearm	333	3.37% of 9,875
Hand Dorsal	9	0.19% of 4,638
Hand Palmar	3	6.82% of 44
Finger Dorsal	5	0.79% of 630
Finger Nail	2	16.67% of 12
Finger Palmar	0	0% of 25
Thigh	250	5.44% of 4,593
Leg	548	3.25% of 16,887
Foot Dorsal	45	3.38% of 1,332
Foot Plantar	10	9.52% of 105
Toe Dorsal	14	5.69% of 246
Toe Nail	0	0% of 19
Toe Plantar	3	14.29% of 21
Palm Or Sole	0	0% of 0

