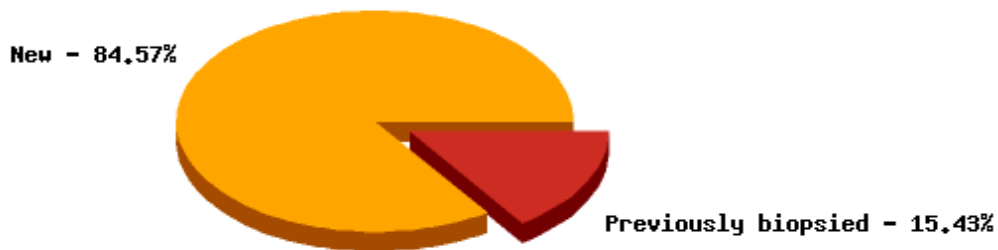


SCARD Pool report for 01-01-2025 to 31-12-2025

Participants	Doctors	140	
	Patients	10,079	
Specimens	New lesions	14,731	84.57%
	Previously biopsied lesions	2,687	15.43%
	Total lesions	17,418	100.00%

Breakdown of new versus previously biopsied specimens


Percentage of new lesions tested which were malignant	67.28%
Percentage of Definitively excised lesions that were malignant	83.11%
Lesions tested to find one melanoma (NNT)	3.96
Percentage of lesions tested for NMSC which were NMSC	81.51%
Ratio of New BCCs : New Melanomas	10:1

Accuracy
Diagnostic sensitivity

Melanomas	77.12% of 472
All NMSC	96.18% of 8,404
BCCs	92.02% of 4,647
SCCs	80.92% of 3,716

Positive predictive value

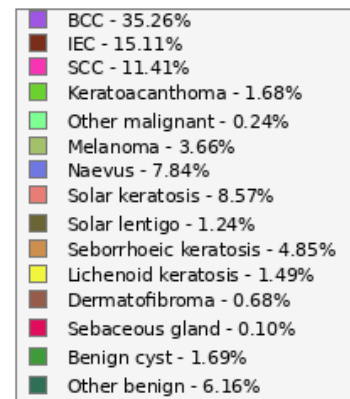
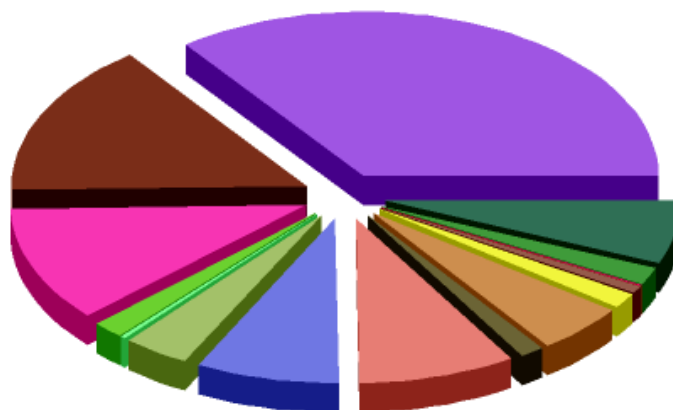
Melanomas	41.08% of 886
All NMSC	85.51% of 9,453
BCCs	45.23% of 9,453
SCCs	69.75% of 4,311

Adequacy
Percentage of definitively managed malignant cases where surgical margins were adequate

BCC	90.36% of 3,059
IEC/Bowens disease	83.02% of 860
SCC	87.57% of 1,167
Keratoacanthoma	94.77% of 172
Melanoma - in situ	81.76% of 296
Melanoma - invasive	79.71% of 69
Melanoma - invasive > 1mm	20.00% of 5
Other malignant	68.42% of 19

Lesion Breakdown
Histological Diagnosis

BCC (unspecified type)	81	0.55%
BCC - Superficial	1,317	8.94%
BCC - Nodular/Solid	2,765	18.77%
BCC - Aggressive	484	3.28%
IEC/Bowens disease	1,991	13.51%
SCC	1,503	10.20%
Keratoacanthoma	222	1.51%
Pinkus Fibroepithelioma	1	0.01%
Merkel cell tumour	5	0.03%
Other malignant	25	0.17%
NMSC Metastasis	0	0%
Melanoma - in situ	354	2.40%
Melanoma - invasive	93	0.63%
Melanoma - invasive > 1mm	20	0.14%
Melanoma - metastasis	5	0.03%
MELTUMP	10	0.07%
Naevus - other	452	3.07%
Naevus - dysplastic/Clark	298	2.02%
Naevus - blue	36	0.24%
Naevus - Spitz/Reed	15	0.10%
Naevus - Compound	232	1.57%
Solar keratosis	1,130	7.67%
Solar lentigo	145	0.98%
Seborrhoeic keratosis	639	4.34%
Lentigo Simplex	19	0.13%
Lichenoid keratosis (LPLK)	197	1.34%
Dermatofibroma	90	0.61%
Sebaceous gland hyperplasia	13	0.09%
Benign cyst	223	1.51%
Other benign	812	5.51%
Histology Pending	3	0.02%



Procedures
Definitive Surgical Management used to exclude melanoma

Ellipse	278	83.73%
Flap	8	2.41%
Graft - SSG	0	0%
Graft - FTSG	2	0.60%
No Closure	0	0%
Shave/Saucerisation	4	1.20%
Curettage & Cautery	4	1.20%
Liquid N2 freeze/thaw	1	0.30%
PDT	0	0%
Imiquimod	0	0%
5 FU cream	0	0%
GP referral	26	7.83%
Specialist referral	8	2.41%
Other	1	0.30%

Biopsy used to exclude melanoma

Punch - sample	83	4.30%
Shave - sample	196	10.16%
Incisional	30	1.56%
Punch - removal	348	18.04%
Shave - removal	451	23.38%
Excisional	797	41.32%
Curettage	21	1.09%
Other	1	0.05%

Breakdown of definitive management procedures for malignant conditions

Ellipse	5,404	63.01%
Flap	424	4.94%
Graft - SSG	37	0.43%
Graft - FTSG	204	2.38%
No Closure	20	0.23%
Shave/Saucerisation	92	1.07%
Curettage & Cautery	1,748	20.38%
Liquid N2 freeze/thaw	90	1.05%
PDT	3	0.03%
Imiquimod	62	0.72%
5 FU cream	122	1.42%
GP referral	125	1.46%
Specialist referral	142	1.66%
Other	31	0.36%

Breakdown of definitive management procedures for benign conditions

Ellipse	412	68.21%
Flap	6	0.99%
Graft - SSG	0	0%
Graft - FTSG	2	0.33%
No Closure	0	0%
Shave/Saucerisation	33	5.46%
Liquid N2 freeze/thaw	19	3.15%
5 FU cream	9	1.49%
GP referral	9	1.49%
Specialist referral	3	0.50%
Other	24	3.97%

Procedures (continued)

Percentage of procedures/closures that were complex

Complex Closures	1.05% of 858
Complex Closures (inc Curettage & Cautery)	0.95% of 944

Locations

Breakdown of melanomas by location and percentage melanomas of total lesions at that location

Nose	3	0.36% of 825
Lip	0	0% of 233
Ear	17	2.64% of 643
Eyelid	2	1.45% of 138
Other face	55	2.39% of 2,305
Scalp	11	1.81% of 607
Neck	14	1.75% of 801
Shoulder	35	5.13% of 682
Chest	22	2.50% of 880
Abdomen	12	7.45% of 161
Genitalia	0	0% of 13
Back	131	6.74% of 1,943
Buttock	2	7.69% of 26
Arm	63	6.75% of 933
Forearm	38	3.06% of 1,242
Hand Dorsal	2	0.39% of 514
Hand Palmar	0	0% of 7
Finger Dorsal	0	0% of 59
Finger Nail	0	0% of 2
Finger Palmar	0	0% of 2
Thigh	20	4.25% of 471
Leg	41	1.99% of 2,059
Foot Dorsal	3	2.42% of 124
Foot Plantar	0	0% of 9
Toe Dorsal	1	4.76% of 21
Toe Nail	0	0% of 1
Toe Plantar	0	0% of 4
Palm Or Sole	0	0% of 0

