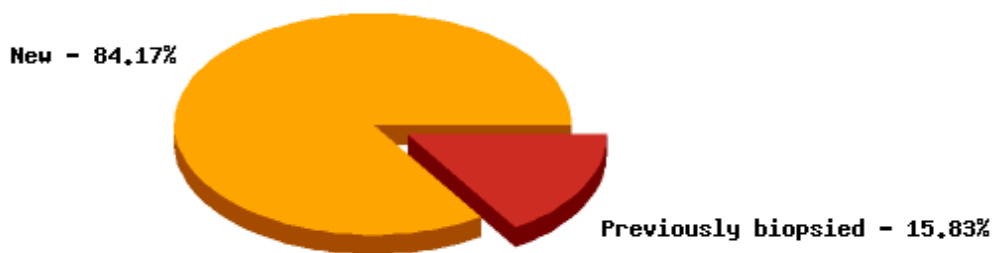


SCARD Pool report for 01-01-2026 to 31-12-2026

Participants	Doctors	159	
	Patients	14,459	
Specimens	New lesions	21,218	84.17%
	Previously biopsied lesions	3,992	15.83%
	Total lesions	25,210	100.00%

Breakdown of new versus previously biopsied specimens


Percentage of new lesions tested which were malignant	66.62%
Percentage of Definitively excised lesions that were malignant	84.36%
Lesions tested to find one melanoma (NNT)	3.90
Percentage of lesions tested for NMSC which were NMSC	79.03%
Ratio of New BCCs : New Melanomas	10:1

Accuracy
Diagnostic sensitivity

Melanomas	78.59% of 682
All NMSC	96.72% of 11,867
BCCs	93.11% of 6,649
SCCs	83.76% of 5,161

Positive predictive value

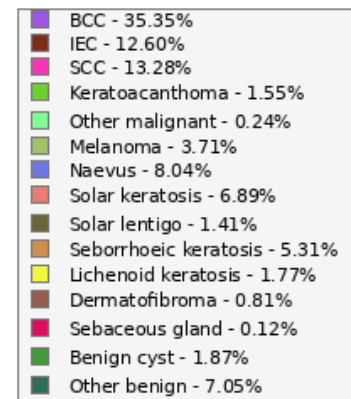
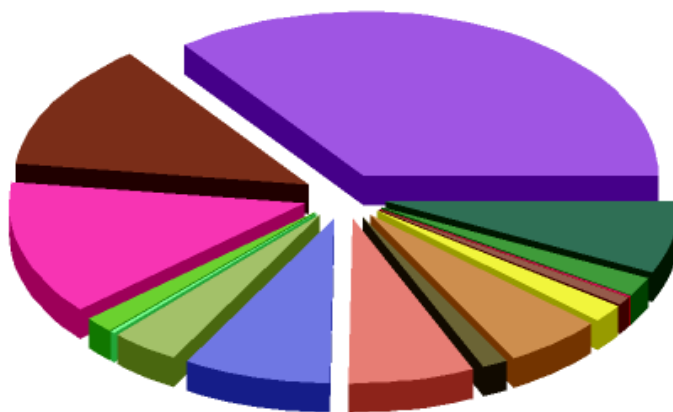
Melanomas	41.14% of 1,303
All NMSC	84.34% of 13,610
BCCs	45.49% of 13,610
SCCs	70.63% of 6,121

Adequacy
Percentage of definitively managed malignant cases where surgical margins were adequate

BCC	91.74% of 4,480
IEC/Bowens disease	90.84% of 862
SCC	91.62% of 1,862
Keratoacanthoma	94.00% of 200
Melanoma - in situ	80.89% of 429
Melanoma - invasive	75.28% of 89
Melanoma - invasive > 1mm	39.13% of 23
Other malignant	75.00% of 32

Lesion Breakdown
Histological Diagnosis

BCC (unspecified type)	111	0.52%
BCC - Superficial	1,828	8.61%
BCC - Nodular/Solid	3,973	18.71%
BCC - Aggressive	737	3.47%
IEC/Bowens disease	2,371	11.16%
SCC	2,498	11.76%
Keratoacanthoma	292	1.37%
Pinkus Fibroepithelioma	5	0.02%
Merkel cell tumour	0	0%
Other malignant	35	0.16%
NMSC Metastasis	1	0.00%
Melanoma - in situ	496	2.34%
Melanoma - invasive	135	0.64%
Melanoma - invasive > 1mm	50	0.24%
Melanoma - metastasis	1	0.00%
MELTUMP	16	0.08%
Naevus - other	664	3.13%
Naevus - dysplastic/Clark	491	2.31%
Naevus - blue	54	0.25%
Naevus - Spitz/Reed	11	0.05%
Naevus - Compound	292	1.37%
Solar keratosis	1,296	6.10%
Solar lentigo	239	1.13%
Seborrhoeic keratosis	999	4.70%
Lentigo Simplex	26	0.12%
Lichenoid keratosis (LPLK)	332	1.56%
Dermatofibroma	152	0.72%
Sebaceous gland hyperplasia	22	0.10%
Benign cyst	351	1.65%
Other benign	1,327	6.25%
Histology Pending	20	0.09%



Procedures
Definitive Surgical Management used to exclude melanoma

Ellipse	325	87.60%
Flap	5	1.35%
Graft - SSG	0	0%
Graft - FTSG	1	0.27%
No Closure	0	0%
Shave/Saucerisation	7	1.89%
Curettage & Cautery	17	4.58%
Liquid N2 freeze/thaw	0	0%
PDT	0	0%
Imiquimod	0	0%
5 FU cream	0	0%
GP referral	11	2.96%
Specialist referral	3	0.81%
Other	1	0.27%

Biopsy used to exclude melanoma

Punch - sample	165	6.19%
Shave - sample	213	7.99%
Incisional	26	0.98%
Punch - removal	461	17.29%
Shave - removal	674	25.28%
Excisional	1,126	42.24%
Curettage	0	0%
Other	0	0%

Breakdown of definitive management procedures for malignant conditions

Ellipse	7,254	61.43%
Flap	822	6.96%
Graft - SSG	101	0.86%
Graft - FTSG	367	3.11%
No Closure	24	0.20%
Shave/Saucerisation	110	0.93%
Curettage & Cautery	2,051	17.37%
Liquid N2 freeze/thaw	140	1.19%
PDT	7	0.06%
Imiquimod	128	1.08%
5 FU cream	325	2.75%
GP referral	91	0.77%
Specialist referral	240	2.03%
Other	23	0.19%

Breakdown of definitive management procedures for benign conditions

Ellipse	663	68.07%
Flap	4	0.41%
Graft - SSG	0	0%
Graft - FTSG	0	0%
No Closure	2	0.21%
Shave/Saucerisation	50	5.13%
Liquid N2 freeze/thaw	12	1.23%
5 FU cream	26	2.67%
GP referral	5	0.51%
Specialist referral	4	0.41%
Other	22	2.26%

Procedures (continued)

Percentage of procedures/closures that were complex

Complex Closures	0.31% of 1,289
Complex Closures (inc Curettage & Cautery)	0.27% of 1,469

Locations

Breakdown of melanomas by location and percentage melanomas of total lesions at that location

Nose	9	0.72% of 1,243
Lip	2	0.68% of 292
Ear	16	1.86% of 861
Eyelid	2	0.90% of 222
Other face	59	1.77% of 3,341
Scalp	18	1.90% of 947
Neck	35	2.85% of 1,228
Shoulder	50	5.61% of 891
Chest	37	2.96% of 1,252
Abdomen	14	5.41% of 259
Genitalia	0	0% of 15
Back	197	6.78% of 2,905
Buttock	1	2.13% of 47
Arm	69	5.50% of 1,254
Forearm	46	2.76% of 1,669
Hand Dorsal	3	0.43% of 701
Hand Palmar	0	0% of 9
Finger Dorsal	1	0.98% of 102
Finger Nail	0	0% of 1
Finger Palmar	1	20.00% of 5
Thigh	37	5.21% of 710
Leg	77	2.57% of 2,996
Foot Dorsal	5	2.38% of 210
Foot Plantar	3	18.75% of 16
Toe Dorsal	0	0% of 35
Toe Nail	0	0% of 3
Toe Plantar	0	0% of 4
Palm Or Sole	0	0% of 0

