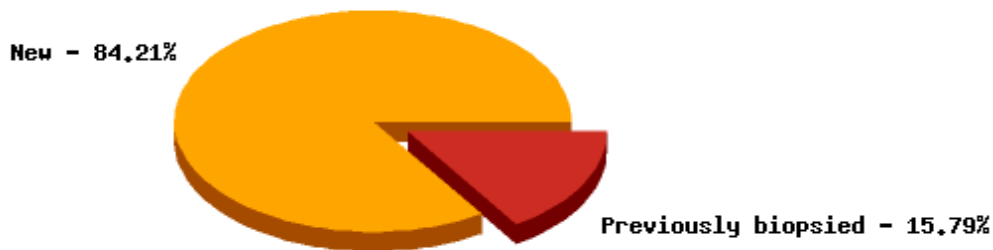


SCARD Pool report for 01-01-2000 to 21-06-2026

Participants	Doctors	1,949	
	Patients	641,666	
Specimens	New lesions	1,774,105	84.21%
	Previously biopsied lesions	332,629	15.79%
	Total lesions	2,106,734	100.00%

Breakdown of new versus previously biopsied specimens


Percentage of new lesions tested which were malignant	62.05%
Percentage of Definitively excised lesions that were malignant	79.37%
Lesions tested to find one melanoma (NNT)	4.61
Percentage of lesions tested for NMSC which were NMSC	76.57%
Ratio of New BCCs : New Melanomas	9:1

Accuracy
Diagnostic sensitivity

Melanomas	74.37% of 57,371
All NMSC	95.29% of 1,005,470
BCCs	90.63% of 541,828
SCCs	81.61% of 458,372

Positive predictive value

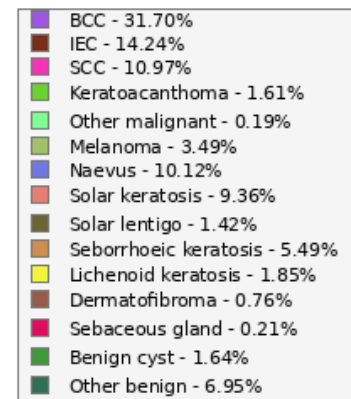
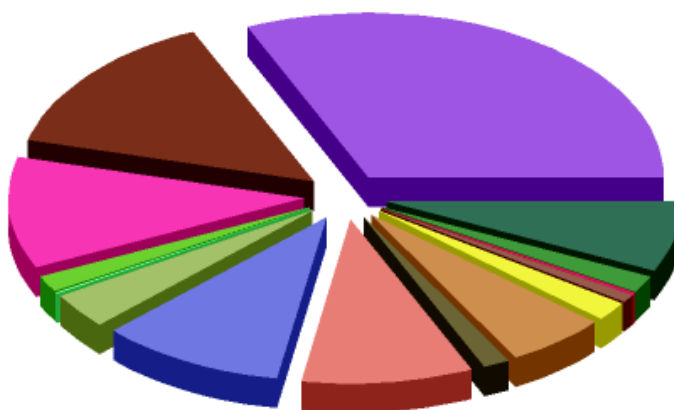
Melanomas	42.34% of 100,764
All NMSC	82.97% of 1,154,829
BCCs	42.52% of 1,154,829
SCCs	65.77% of 568,771

Adequacy
Percentage of definitively managed malignant cases where surgical margins were adequate

BCC	87.76% of 370,835
IEC/Bowens disease	83.54% of 111,248
SCC	87.62% of 135,367
Keratoacanthoma	92.42% of 19,691
Melanoma - in situ	77.11% of 37,421
Melanoma - invasive	75.82% of 10,365
Melanoma - invasive > 1mm	44.45% of 1,397
Other malignant	68.99% of 1,651

Lesion Breakdown
Histological Diagnosis

BCC (unspecified type)	47,224	2.66%
BCC - Superficial	156,000	8.78%
BCC - Nodular/Solid	267,483	15.06%
BCC - Aggressive	71,121	4.00%
IEC/Bowens disease	243,403	13.70%
SCC	187,481	10.55%
Keratoacanthoma	27,488	1.55%
Pinkus Fibroepithelioma	213	0.01%
Merkel cell tumour	202	0.01%
Other malignant	2,475	0.14%
NMSC Metastasis	69	0.00%
Melanoma - in situ	41,246	2.32%
Melanoma - invasive	12,568	0.71%
Melanoma - invasive > 1mm	3,087	0.17%
Melanoma - metastasis	470	0.03%
MELTUMP	2,311	0.13%
Naevus - other	95,761	5.39%
Naevus - dysplastic/Clark	60,747	3.42%
Naevus - blue	6,229	0.35%
Naevus - Spitz/Reed	2,192	0.12%
Naevus - Compound	8,028	0.45%
Solar keratosis	160,027	9.01%
Solar lentigo	23,715	1.33%
Seborrhoeic keratosis	93,756	5.28%
Lentigo Simplex	524	0.03%
Lichenoid keratosis (LPLK)	31,654	1.78%
Dermatofibroma	12,963	0.73%
Sebaceous gland hyperplasia	3,659	0.21%
Benign cyst	27,979	1.58%
Other benign	118,746	6.68%
Histology Pending	2,305	0.13%



Procedures
Definitive Surgical Management used to exclude melanoma

Ellipse	54,119	85.83%
Flap	1,108	1.76%
Graft - SSG	84	0.13%
Graft - FTSG	203	0.32%
No Closure	139	0.22%
Shave/Saucerisation	2,728	4.33%
Curettage & Cautery	829	1.31%
Liquid N2 freeze/thaw	42	0.07%
PDT	4	0.01%
Imiquimod	7	0.01%
5 FU cream	16	0.03%
GP referral	2,347	3.72%
Specialist referral	899	1.43%
Other	448	0.71%

Biopsy used to exclude melanoma

Punch - sample	16,725	7.73%
Shave - sample	27,078	12.52%
Incisional	3,160	1.46%
Punch - removal	38,799	17.94%
Shave - removal	50,842	23.51%
Excisional	78,472	36.29%
Curettage	806	0.37%
Other	290	0.13%

Breakdown of definitive management procedures for malignant conditions

Ellipse	595,259	64.53%
Flap	78,410	8.50%
Graft - SSG	5,263	0.57%
Graft - FTSG	20,132	2.18%
No Closure	3,503	0.38%
Shave/Saucerisation	14,078	1.53%
Curettage & Cautery	118,692	12.87%
Liquid N2 freeze/thaw	12,029	1.30%
PDT	1,732	0.19%
Imiquimod	9,243	1.00%
5 FU cream	16,219	1.76%
GP referral	12,738	1.38%
Specialist referral	24,014	2.60%
Other	3,900	0.42%

Breakdown of definitive management procedures for benign conditions

Ellipse	89,691	73.68%
Flap	1,556	1.28%
Graft - SSG	69	0.06%
Graft - FTSG	180	0.15%
No Closure	371	0.30%
Shave/Saucerisation	9,873	8.11%
Liquid N2 freeze/thaw	3,821	3.14%
5 FU cream	1,608	1.32%
GP referral	1,220	1.00%
Specialist referral	722	0.59%
Other	2,325	1.91%

Procedures (continued)

Percentage of procedures/closures that were complex

Complex Closures	1.13% of 160,402
Complex Closures (inc Curettage & Cautery)	1.06% of 170,130

Locations

Breakdown of melanomas by location and percentage melanomas of total lesions at that location

Nose	602	0.57% of 105,885
Lip	74	0.26% of 28,420
Ear	1274	1.70% of 74,727
Eyelid	116	0.67% of 17,264
Other face	5610	1.89% of 297,329
Scalp	1440	2.17% of 66,366
Neck	2454	2.68% of 91,406
Shoulder	4170	5.02% of 83,139
Chest	2952	2.81% of 105,237
Abdomen	1327	5.71% of 23,238
Genitalia	21	0.91% of 2,306
Back	17908	7.01% of 255,471
Buttock	165	3.77% of 4,378
Arm	6073	5.79% of 104,960
Forearm	3531	2.63% of 134,425
Hand Dorsal	130	0.19% of 68,001
Hand Palmar	9	1.59% of 566
Finger Dorsal	32	0.24% of 13,085
Finger Nail	20	9.30% of 215
Finger Palmar	4	1.45% of 276
Thigh	2836	5.21% of 54,468
Leg	5952	2.76% of 215,444
Foot Dorsal	384	2.42% of 15,866
Foot Plantar	93	5.58% of 1,667
Toe Dorsal	82	3.29% of 2,492
Toe Nail	7	3.23% of 217
Toe Plantar	13	4.02% of 323
Palm Or Sole	0	0% of 22

